

## ENVIRONMENTAL PRODUCT DECLARATION

# ALLURA

FORBO FLOORING SYSTEMS  
RESILIENT HETEROGENEOUS VINYL FLOOR COVERING

Allura Wood  
Color W60357 Grey Autumn oak and W60389 Charcoal Solid Oak



### FLOORING SYSTEMS

Forbo's Allura collection offers designers an extensive range of designs, all with the same performance specification, including realistic wood effects, stone and abstract designs, a broad palette of colors and some imaginative digitally printed visuals which are designed to inspire.

Forbo was the first flooring manufacturer to publish a complete Life Cycle Assessment (LCA) report verified by CML in 2000. In addition Forbo is now to publish Environmental Product Declarations (EPD) for all products including full LCA reports. This EPD is using all recognized flooring Product Category Rules and is including additional information to show the impacts on human health and eco-toxicity. By offering the complete story we hope that our stakeholders will be able to use this document as a tool that will translate the environmental performance of Allura into the true value and benefits to all our customers and stakeholders alike.

For more information visit;  
[www.forbo-flooring.com](http://www.forbo-flooring.com)



# ENVIRONMENTAL PRODUCT DECLARATION



FLOORING SYSTEMS

Luxury Vinyl Tile – Allura 0.7 & 0.55  
Resilient Heterogeneous Vinyl Floor Covering

According to ISO 14025 and EN 15804

This declaration is an environmental product declaration (EPD) in accordance with ISO 14025. EPDs rely on Life Cycle Assessment (LCA) to provide information on a number of environmental impacts of products over their life cycle. Exclusions: EPDs do not indicate that any environmental or social performance benchmarks are met, and there may be impacts that they do not encompass. LCAs do not typically address the site-specific environmental impacts of raw material extraction, nor are they meant to assess human health toxicity. EPDs can complement but cannot replace tools and certifications that are designed to address these impacts and/or set performance thresholds – e.g. Type 1 certifications, health assessments and declarations, environmental impact assessments, etc. Accuracy of Results: EPDs regularly rely on estimations of impacts, and the level of accuracy in estimation of effect differs for any particular product line and reported impact. Comparability: EPDs are not comparative assertions and are either not comparable or have limited comparability when they cover different life cycle stages, are based on different product category rules or are missing relevant environmental impacts. EPDs from different programs may not be comparable.



PROGRAM OPERATOR	UL Environment 333 Pfingsten Road Northbrook, IL 60611
DECLARATION HOLDER	Forbo Flooring B.V. Industrieweg 12 P.O. Box 13 NL-1560 AA Krommenie
DECLARATION NUMBER	4788294459.107.1
DECLARED PRODUCT	Allura Resilient Heterogeneous Vinyl Floor Covering
REFERENCE PCR	EN 16810: Resilient, Textile and Laminate floor coverings – Environmental product declarations – Product category rules
DATE OF ISSUE	July 19, 2018
PERIOD OF VALIDITY	5 Years
CONTENTS OF THE DECLARATION	Product definition and information about building physics Information about basic material and the material's origin Description of the product's manufacture Indication of product processing Information about the in-use conditions Life cycle assessment results Testing results and verifications
The PCR review was conducted by:	PCR Review Panel
This declaration was independently verified in accordance with ISO 14025 by Underwriters Laboratories <input type="checkbox"/> INTERNAL <input checked="" type="checkbox"/> EXTERNAL	 Grant R. Martin, UL Environment
This life cycle assessment was independently verified in accordance with ISO 14044 and the reference PCR by:	 Thomas P. Gloria, Industrial Ecology Consultants

This EPD conforms with EN 15804

# ENVIRONMENTAL PRODUCT DECLARATION



FLOORING SYSTEMS

Luxury Vinyl Tile – Allura 0.7 & 0.55  
Resilient Heterogeneous Vinyl Floor Covering

According to ISO 14025 and EN 15804

## Product Definition

### Product Classification and description

This declaration covers the Allura Luxury Vinyl Tiles collection, Forbo Allura LVT is a range of versatile luxury vinyl tiles that suit a wide range of applications. Each design comes in its natural form. Colour tones, grain, plank size and embossing are created in such a way that the natural material is presented in real life. Allura combines the aesthetics of natural wood and stone flooring with the advantages of strong and durable LVT: warm underfoot, sound absorbing, easy installation & maintenance. A record of sustainable criteria makes Allura LVT a preferred choice: phthalate free with recycled raw material, produced by using green energy in efficient manufacturing environments that can boast 100% recycling capability.

Allura LVT from Forbo Flooring is a resilient floor covering complying with all the requirements of EN-ISO 10582: Resilient floor coverings – Heterogeneous polyvinyl chloride floor coverings - Specification. The key raw materials include PVC, plasticizer, mineral filler, stabilizers and glass fiber.

Allura is produced by Forbo Flooring and is sold worldwide. This declaration refers to Allura Luxury Vinyl Tiles of 2.5 mm nominal thickness with a 0,70 mm or a 0.55 mm wear layer covering a broad range of designs and colors :

Allura Wood, Allura Stone, Allura Abstract and Allura Strips

Allura is built up in 5 layers:

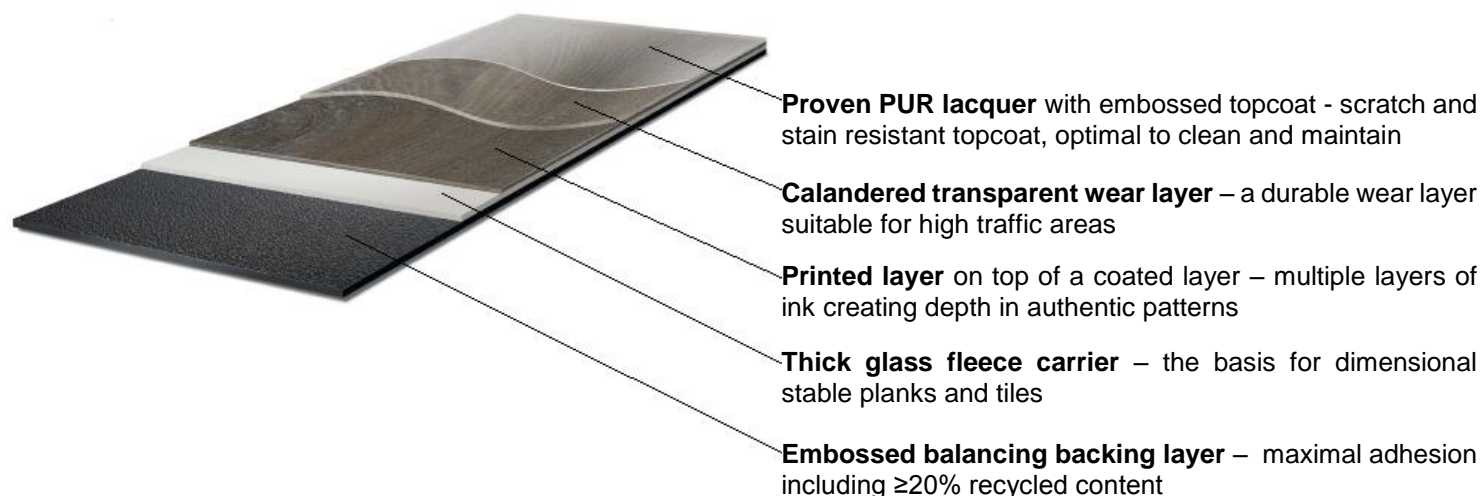


Figure 1: Typical construction

This declaration refers to the declared/functional unit of 1 m<sup>2</sup> installed flooring product.

# ENVIRONMENTAL PRODUCT DECLARATION



FLOORING SYSTEMS

Luxury Vinyl Tile – Allura 0.7 & 0.55  
Resilient Heterogeneous Vinyl Floor Covering

According to ISO 14025 and EN 15804

## Range of application

Allura is classified in accordance with EN-ISO 10582 to be installed in the following use areas defined in EN-ISO 10874:

Area of application	Allura 0.55	Allura 0.70
Commercial	Class 33 	Class 34 
Industrial	Class 42 	Class 43 

## Product Standard

The products considered in this EPD have the following technical specifications:

- Meets or exceeds all technical requirements in EN-ISO 10582 Resilient floor coverings – Heterogeneous polyvinyl chloride floor coverings - Specification



Allura meets the requirements of EN 14041

EN 13501-1	Reaction to fire	B <sub>fl</sub> – s1
EN 13893	Slip resistance	DS: ≥ 0,30
EN 1815	Body voltage	< 2 kV
EN ISO10456	Thermal conductivity	0,25 W/mK

## Accreditation

- ISO 9001 Quality Management System
- ISO 14001 Environmental Management System
- SA 8000 Social Accountability Standard





# ENVIRONMENTAL PRODUCT DECLARATION



FLOORING SYSTEMS

Luxury Vinyl Tile – Allura 0.7 & 0.55  
Resilient Heterogeneous Vinyl Floor Covering

According to ISO 14025 and EN 15804

## Delivery Status

Table 1: Specification of delivered product

Characteristics	Nominal Value (0.70 Wear layer)	Nominal value (0.55 Wear layer)	Unit
Product thickness	2.50	2.50	mm
Product Weight	3.60	3.40	kg/m <sup>2</sup>
Tiles Width x Length Planks Width x Length	50x50 / 75x25 / 75x50 / 75x75 / 100x100 50x15 / HP 90x15 / 100x15 / 120x20 / 150x28 / 180x32		cm

## Material Content

### Material Content of the Product

Table 1: Average composition of Allura

Component	Material	Availability	Amount [%]	Origin of raw material
Binder	PVC	Nonrenewable – limited	43	Europe
	DOTP & Dibenzoates	Nonrenewable - limited	16	
Filler	Calcium carbonate	Abundant mineral	16	Europe
	Dolomite	Abundant mineral	9	
Stabilizers and process additives	Epoxidized esters & proprietary mixtures & lubricants	nonrenewable - limited	3.5	Europe
Carrier	Glass fiber tissue	Nonrenewable - limited	1.5	Netherlands/Germany
Pigments	Titanium Dioxide (main pigment) and others	Nonrenewable - limited	< 0.5	Europe
Finish	PU lacquer	Nonrenewable - limited	< 0.5	Europe
Recycle	Post production waste		10	Internal

## Production of Main Materials

**PVC:** Polymer which is produced by the polymerization of vinyl chloride monomer.

**DOTP:** A non-phthalate plasticizer, being the diester of terephthalic acid and the branched-chain 2-ethylhexanol. This colorless viscous liquid used for softening PVC plastics is known for chemical similarity to general purpose phthalates such as DEHP and DINP, but without any negative regulatory pressure.

**Stabilizer Ba/Zn:** Mixed metal stabilizer made from Barium and Zinc stearate. It is used to avoid PVC degradation during processing at relative high temperature.

**Calcium carbonate:** An abundant mineral found in all parts of the world as the chief substance in rocks (i.e., marble and limestone). It can be ground to varying particle sizes and is widely used as filler.

**Dolomite:** An abundant mineral mined in northern Norway.



# ENVIRONMENTAL PRODUCT DECLARATION



FLOORING SYSTEMS

Luxury Vinyl Tile – Allura 0.7 & 0.55  
Resilient Heterogeneous Vinyl Floor Covering

According to ISO 14025 and EN 15804

**Glass fleece:** Glass fibers are mixed with a binder to produce a glass fleece which is used as a substrate for floor coverings and imparts excellent dimensional stability to the finished product.

**Titanium dioxide:** A white pigment produced from the mineral rutile, a naturally occurring form of titanium dioxide. The production of the pigment is a large-scale chemical process.

**Lacquer:** Thermally cross linked polyurethane coating

## Production of the Floor Covering

The production of Allura LVT includes the following processes :

- Preparation of PVC plastisols (mixture of PVC, plasticizer, filler and additives)
- Impregnation of the glass fleece with a highly filled plastisol followed by the application of a thin white plastisol coating.
- Rotogravure printing, using water based inks, to produce wood, stone or abstract designs.  
Digital HD printing, using water based inks, to produce wood, stone or abstract designs
- Application of calendered PVC topcoat and PU lacquer. The topcoat is mechanically embossed to enhance the decorative effect.
- A calendered back layer is then applied to the product. This layer contains a minimum of 20% of production waste.
- The finished product is then trimmed, inspected and cut into tiles of a specified size.  
Trimmings & rejected product are recycled back into the calendered backing layer.

## Health, Safety and Environmental Aspects during Production

- ISO 14001 Environmental Management System
- SA 8000 Social Accountability standard

## Production Waste

Rejected material and the cuttings of the trimming stage are being reused in the manufacturing process of heterogeneous vinyl.

Packaging materials are being collected separately and externally recycled.

## Delivery and Installation of the Floor Covering

### Delivery

A worldwide distribution by truck and container ship is considered. On average every square meter of Allura is transported as follows:

- |  |         |
|--|---------|
| ○ Transport distance 40 t truck                      | 720 km  |
| ○ Transport distance 7.5t truck (Fine distribution)  | 265 km  |
| ○ Capacity utilization trucks (including empty runs) | 85 %    |
| ○ Transport distance Ocean ship                      | 2130 km |
| ○ Capacity utilization Ocean ship                    | 48%     |



# ENVIRONMENTAL PRODUCT DECLARATION



FLOORING SYSTEMS

Luxury Vinyl Tile – Allura 0.7 & 0.55  
Resilient Heterogeneous Vinyl Floor Covering

According to ISO 14025 and EN 15804

## Installation

Because of the specific techniques used during the installation of Allura approximately 2% of the material is cut off as installation waste. For installation of Allura on the floor a scenario has been modeled assuming 0.25 kg/m<sup>2</sup> of adhesive is applied to the sub-floor. Waste during the installation process may be recycled through the manufacturer's facility or disposed of via landfill or incineration.

## Health, Safety and Environmental Aspects during Installation

Forbo flooring recommends to use (low) zero emission adhesives for installing Allura floorcovering.

## Waste

Waste during the installation process may be recycled as floor covering through the manufacturers' facilities or disposed of via land fill or thermally recycled in a waste incineration plant.

## Packaging

Cardboard tubes and packaging paper can be collected separately and should be used in a local recycling process. In the calculation model 100% incineration is taken into account for which there is a credit received.

## Use stage

The service lifetime of a floor covering for a certain application on a floor is too widespread to give one common number. For this EPD model the reference service lifetime (RSL) is set to one year. This means that all impacts for the use phase are based on the cleaning and maintenance model for one year. Depending on the area of use, the technical lifetime advised by the manufacturer and the estimated time on the floor by the customer, the service lifetime can be determined. The use phase impacts should be calculated with the foreseen service life to arrive at the total environmental impact.

## Cleaning and Maintenance

Level of use	Cleaning Process	Cleaning Frequency	Consumption of energy and resources
Commercial/Residential	Vacuuming	Twice a week	Electricity
	Wet Cleaning	Once a week	Hot water Neutral detergent

For the calculations the following cleaning regime is considered:

- Dry cleaning with a 1.5 kW vacuum cleaner for 0.21 min/m<sup>2</sup>, twice a week. This equates to 0.55 kWh/m<sup>2</sup>\*year.
- Once a week wet cleaning with 0.062 l/m<sup>2</sup> water and 0.0008 kg/m<sup>2</sup> detergent. This result in the use of 3.224 l/m<sup>2</sup>\*year water and 0.04 kg/m<sup>2</sup>\*year detergent. The wet cleaning takes place without power machine

# ENVIRONMENTAL PRODUCT DECLARATION



FLOORING SYSTEMS

Luxury Vinyl Tile – Allura 0.7 & 0.55  
Resilient Heterogeneous Vinyl Floor Covering

According to ISO 14025 and EN 15804

usage. Waste water treatment of the arising waste water from cleaning is considered (Data sourced from Forbo GABI model).

The cleaning regime that is recommended in practice will be highly dependent on the use of the premises where the floor covering is installed. In high traffic areas more frequent cleaning will be needed compared to areas where there is low traffic. The use of an entrance mat of at least four steps will reduce the cleaning frequency.

The cleaning regime used in the calculations is suitable for high traffic areas.

## Prevention of Structural Damage

All newly laid floor covering should be covered and protected with a suitable non-staining protective covering if other building activities are still in progress. Use protective feet on chairs and tables to reduce scratching. Castor wheels should be suitable for resilient floor coverings.

## Health Aspects during Usage

Allura is complying with:

- AgBB requirements
- CHPS section 01350
- French act Grenelle: A+

Low emissions & phthalate free manufacturing ensures Allura contributes to a healthy indoor environment.

## End of Life

The deconstruction of installed Allura from the floor is done mechanically and the electrical energy needed for this is estimated to be 0.03 kWh/sqm. This amount of energy is included into the calculations.

For the End of Life stage 100% incineration is taken into account, the average distance to the incineration plant per lorry is set to 200 km.



## Life Cycle Assessment

A full Life Cycle Assessment has been carried out according to ISO 14040 and ISO 14044.

The following Life Cycle Stages are assessed :

- A1-3 : Product Stage (Raw material acquisition, transportation to Manufacturing and Manufacturing)
- A4-5 : Construction stage (Transport Gate to User, Installation flooring)
- B2 : Use Stage (Maintenance of the floor)
- C1-4 : End of Life Stage (Deconstruction, transport, waste processing, disposal)
- D : Benefits and loads beyond the system boundary (Reuse, recovery, recycling potential)

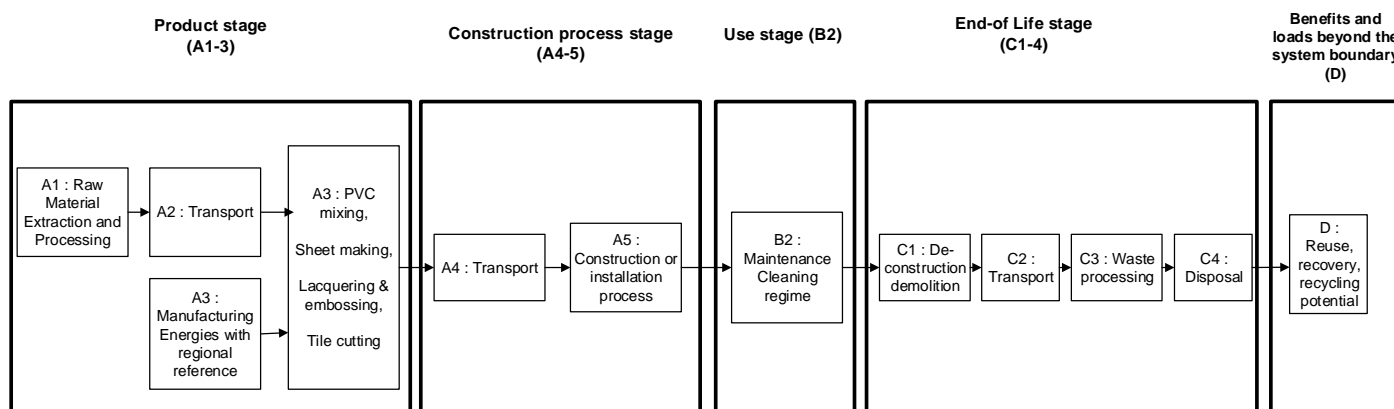


Figure 2: Flow chart of the Life Cycle Assessment

Comparisons of different floor coverings are only allowed, where EN 15804 consistent and/or preverified background data and EN 15804 consistent calculation methods and database versions are used and when the building context is taken into account, i.e. on the basis of the same use-classification (EN ISO 10874), same service life and comparable assumptions for the end of life.

### Description of the Declared Functional Unit

The functional unit is one square meter of installed product and the use stage is considered for one year of service life.

### Cut off Criteria

The cut-off criteria shall be 1% of renewable and non-renewable primary energy usage and 1% of the total mass of the unit process. The total neglected input flows per module shall be a maximum of 5% of energy usage and mass.

In practice, in this assessment, all data from the production data acquisition are considered, i.e. all raw materials used as per formulation, use of water, electricity and other fuels, the required packaging materials, and all direct production waste. Transport data on all considered inputs and output material are also considered.

### Allocations

In the present study some allocations have been made. Detailed explanations can be found in the chapters below.

# ENVIRONMENTAL PRODUCT DECLARATION



FLOORING SYSTEMS

Luxury Vinyl Tile – Allura 0.7 & 0.55  
Resilient Heterogeneous Vinyl Floor Covering

According to ISO 14025 and EN 15804

---

## Co-product allocation

No co-product allocation occurs in the product system.

---

## Allocation of multi-input processes

The Production and End of Life stage include incineration plants. In these processes different products are treated together within a process. The allocation procedures followed in these cases are based on a physical classification of the mass flows or calorific values.

Credits from energy substitution are allocated to the production stage, because the gained energy from energy substitution is lower than the energy input in this stage. The same quality of energy is considered.

---

## Allocation procedure of reuse, recycling and recovery

The installation waste and end of life waste is fed into incineration processes. Incineration processes include cogeneration processes which give thermal and power energy as outputs. It is assumed that this recovered energy offsets that produced by the European average grid mix and thermal energy generation from natural gas.

---

## Description of the allocation processes in the LCA report

The description of allocation rules in of this LCA report meets the requirements of the PCR.

---

## LCA Data

As a general rule, specific data derived from specific production processes or average data derived from specific production processes have been used as the first choice as a basis for calculating an EPD.

For life cycle modeling of the considered products, the GaBi 6 Software System for Life Cycle Engineering, developed by Thinkstep has been used. All relevant LCA datasets are taken from the GaBi 6 software database. The datasets from the database GaBi are documented in the online documentation. To ensure comparability of results in the LCA, the basic data of GaBi database were used for energy, transportation and auxiliary materials.

---

## Data Quality

The requirements for data quality and LCA data correspond to the specifications of the PCR.

Foreground data are based on 1 year averaged data (year 2017). The reference ages of LCA datasets vary but are given in the table in the Appendix. The time period over which inputs to and outputs from the system is accounted for is 100 years from the year for which the data set is deemed representative. The technological LCA of the collected data reflects the physical reality of the declared product. The datasets are complete, conform to the system boundaries and the criteria for the exclusion of inputs and outputs and are geographical representative for the supply chain of Forbo flooring.

For life cycle modeling of the considered products the GaBi 6 Software System for Life Cycle Engineering, developed

# ENVIRONMENTAL PRODUCT DECLARATION



FLOORING SYSTEMS

Luxury Vinyl Tile – Allura 0.7 & 0.55  
Resilient Heterogeneous Vinyl Floor Covering

According to ISO 14025 and EN 15804

by Thinkstep, is used. All relevant LCA datasets are taken from the GaBi 6 software database. The last revision of the used data sets took place within the last 10 years.

## System Boundaries

---

Production Stage includes provision of all materials, products and energy, packaging processing and its transport, as well as waste processing up to the end-of waste state or disposal of final residues during the product stage.

Transport and Installation Stage includes provision of all materials, products and energy, as well as waste processing up to the end-of-waste state or disposal of final residues during the construction stage. These information modules also include all impacts and aspects related to any losses during this construction stage (i.e. production, transport, and waste processing and disposal of the lost products and materials). For the transportation a worldwide distribution is considered.

Use Stage includes provision and transport of all materials, products and related energy and water use, as well as waste processing up to the end-of-waste state or disposal of final residues during this part of the use stage. These information modules also include all impacts and aspects related to the losses during this part of the use stage (i.e. production, transport, and waste processing and disposal of the lost products and materials).

End of Life Stage includes provision and all transports, provision of all materials, products and related energy and water use. It also includes any declared benefits and loads from net flows leaving the product system that have not been allocated as co-products and that have passed the end-of-waste state in the form of reuse, recovery and/or recycling potentials.

## Power mix

---

The selection of LCA data for the electricity generation is in line with the PCR.

The products are manufactured in Coevorden, the Netherlands. The GaBi 6 Hydropower dataset has therefore been used (reference year 2017). The energy supplier is providing Forbo with a certificate every year.

## CO<sub>2</sub>-Certificates

---

No CO<sub>2</sub>-certificates are considered in this study.

# ENVIRONMENTAL PRODUCT DECLARATION



FLOORING SYSTEMS

Luxury Vinyl Tile – Allura 0.7 & 0.55  
Resilient Heterogeneous Vinyl Floor Covering

According to ISO 14025 and EN 15804

## Life Cycle Inventory Analysis

In table 2 the environmental impacts for one lifecycle are presented for Allura. In table 3 and 4 the environmental impacts are presented for all the lifecycle stages.

Table 2: Results of the LCA – Environmental impacts one lifecycle (one year) – Allura 0.7

Impact Category : CML 2001 – Jan. 2016	Allura 0.7	Allura 0.55	Unit
Global Warming Potential (GWP 100 years)	1,81E+01	1,56E+01	kg CO <sub>2</sub> -Equiv.
Ozone Layer Depletion Potential (ODP, steady state)	5,89E-08	5,08E-08	kg R11-Equiv.
Acidification Potential (AP)	3,20E-02	2,78E-02	kg SO <sub>2</sub> -Equiv.
Eutrophication Potential (EP)	4,44E-03	3,82E-03	kg Phosphate-Equiv.
Photochem. Ozone Creation Potential (POCP)	2,68E-03	2,32E-03	kg Ethene-Equiv.
Abiotic Depletion Potential Elements (ADPE)	4,05E-05	3,53E-05	kg Sb-Equiv.
Abiotic Depletion Potential Fossil (ADPF)	2,13E+02	1,79E+02	[MJ]

Table 3: Results of the LCA – Environmental impact for Allura 0.7 (one year)

Impact Category : CML 2001 – Jan. 2016		Manufacturing	Installation		Use (1yr)	End of Life			Credits
Parameter	Unit	A1-3	A4	A5	B2	C1	C2	C3	D
GWP	[kg CO <sub>2</sub> -Eq.]	9,69E+00	4,74E-01	7,06E-01	3,16E-01	7,49E-03	2,51E-02	9,22E+00	-2,29E+00
ODP	[kg CFC11-Eq.]	5,63E-08	7,51E-15	5,47E-10	2,06E-09	3,33E-14	6,84E-16	8,20E-13	-4,96E-12
AP	[kg SO <sub>2</sub> -Eq.]	1,75E-02	3,83E-03	1,34E-03	7,82E-04	2,13E-05	6,09E-05	1,23E-02	-3,84E-03
EP	[kg PO <sub>4</sub> <sup>3-</sup> -Eq.]	3,60E-03	5,03E-04	2,00E-04	1,07E-04	1,99E-06	1,54E-05	4,25E-04	-4,15E-04
POCP	[kg Ethen Eq.]	2,71E-03	-1,14E-04	1,29E-04	5,51E-05	1,33E-06	-2,11E-05	2,22E-04	-3,01E-04
ADPE	[kg Sb Eq.]	3,67E-05	1,85E-08	1,45E-07	1,58E-07	3,98E-09	2,06E-09	4,15E-06	-6,46E-07
ADPF	[MJ]	2,07E+02	3,89E+00	1,35E+01	3,53E+00	7,98E-02	3,41E-01	1,57E+01	-3,15E+01

GWP = Global warming potential; ODP = Depletion potential of the stratospheric ozone layer; AP = Acidification potential of land and water; EP = Eutrophication potential; POCP = Formation potential of tropospheric ozone photochemical oxidants; ADPE = Abiotic depletion potential for non-fossil resources; ADPF = Abiotic depletion potential for fossil resources

Table 4: Results of the LCA – Environmental impact for Allura 0.55 (one year)

Impact Category : CML 2001 – Jan. 2016		Manufacturing	Installation		Use (1yr)	End of Life			Credits
Parameter	Unit	A1-3	A4	A5	B2	C1	C2	C3	D
GWP	[kg CO <sub>2</sub> -Eq.]	8,13E+00	4,15E-01	6,18E-01	3,16E-01	6,56E-03	2,20E-02	8,07E+00	-2,00E+00
ODP	[kg CFC11-Eq.]	4,83E-08	6,57E-15	4,79E-10	2,06E-09	2,92E-14	5,99E-16	7,18E-13	-4,35E-12
AP	[kg SO <sub>2</sub> -Eq.]	1,51E-02	3,35E-03	1,17E-03	7,82E-04	1,86E-05	5,33E-05	1,07E-02	-3,36E-03
EP	[kg PO <sub>4</sub> <sup>3-</sup> -Eq.]	3,07E-03	4,40E-04	1,75E-04	1,07E-04	1,75E-06	1,35E-05	3,72E-04	-3,64E-04
POCP	[kg Ethen Eq.]	2,34E-03	-1,00E-04	1,13E-04	5,51E-05	1,17E-06	-1,84E-05	1,95E-04	-2,63E-04
ADPE	[kg Sb Eq.]	3,19E-05	1,62E-08	1,27E-07	1,58E-07	3,49E-09	1,80E-09	3,63E-06	-5,65E-07
ADPF	[MJ]	1,74E+02	3,40E+00	1,19E+01	3,53E+00	6,99E-02	2,98E-01	1,38E+01	-2,76E+01

GWP = Global warming potential; ODP = Depletion potential of the stratospheric ozone layer; AP = Acidification potential of land and water; EP = Eutrophication potential; POCP = Formation potential of tropospheric ozone photochemical oxidants; ADPE = Abiotic depletion potential for non-fossil resources; ADPF = Abiotic depletion potential for fossil resources

The relative contribution of each process stage to each impact category for Allura 0.7 is shown in figure 3 and for

ENVIRONMENTAL PRODUCT DECLARATION

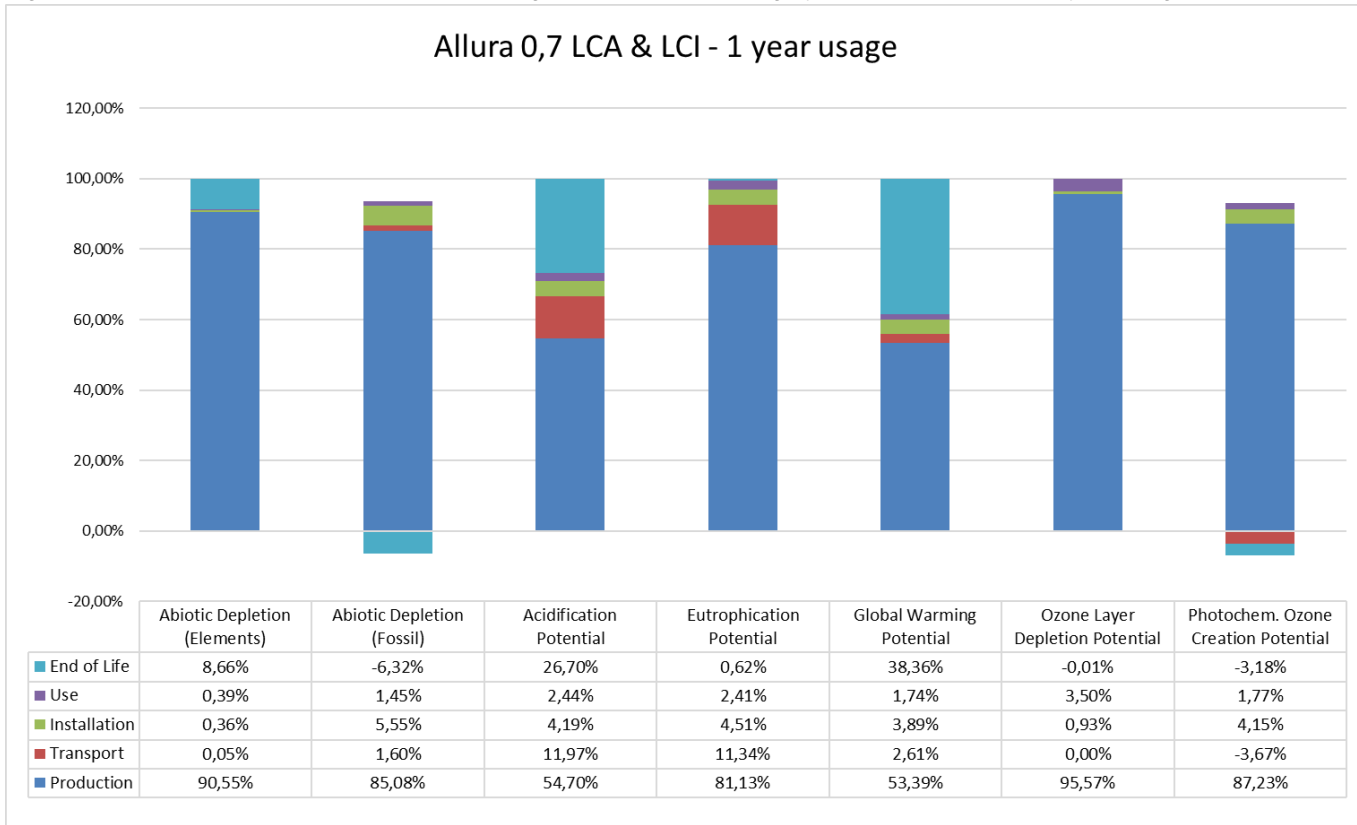


Luxury Vinyl Tile – Allura 0.7 & 0.55  
Resilient Heterogeneous Vinyl Floor Covering

According to ISO 14025 and EN 15804

Allura 0.55 in figure 4.

Figure 3: relative contribution of each process stage to each impact category for Allura 0.7 for a one year usage.





# ENVIRONMENTAL PRODUCT DECLARATION

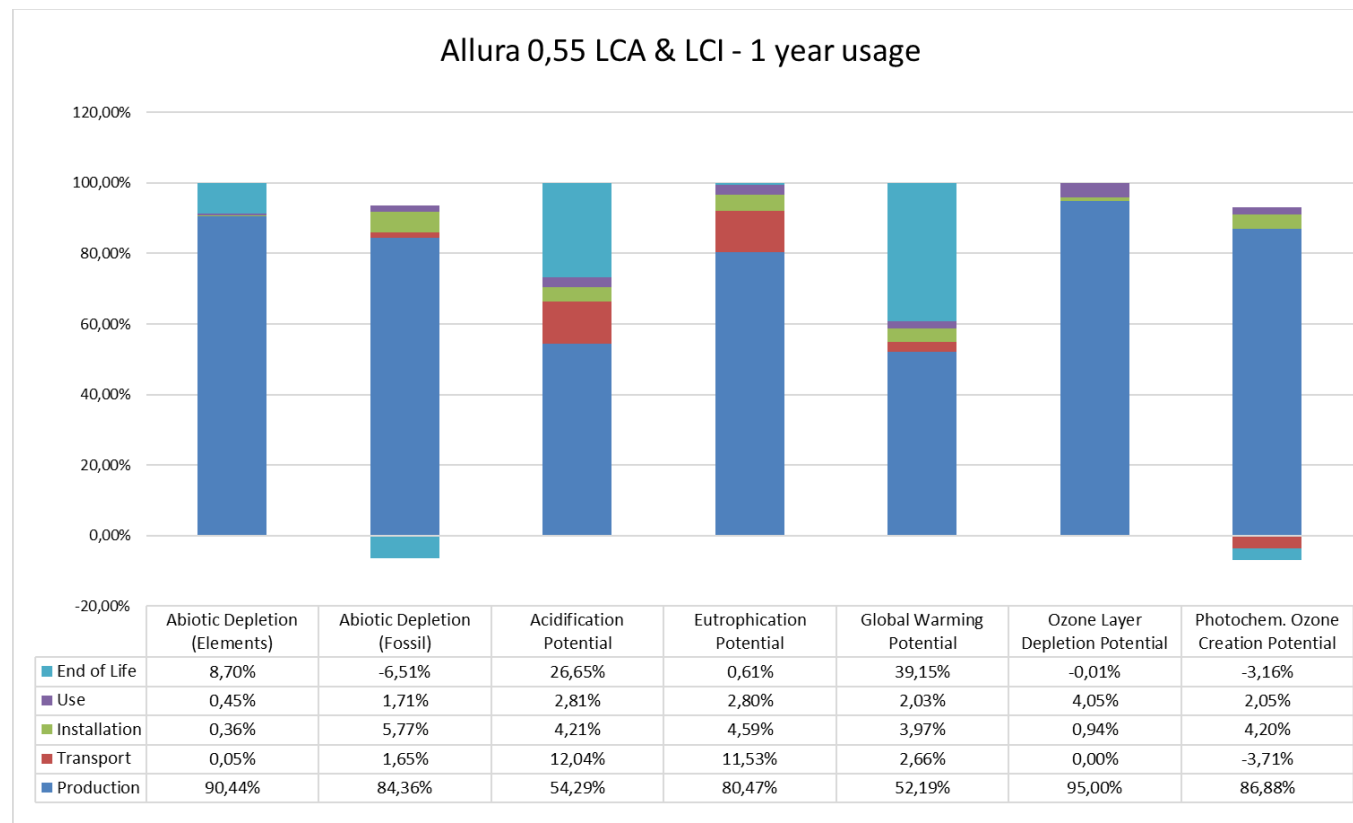


FLOORING SYSTEMS

Luxury Vinyl Tile – Allura 0.7 & 0.55  
Resilient Heterogeneous Vinyl Floor Covering

According to ISO 14025 and EN 15804

Figure 4: relative contribution of each process stage to each impact category for Allura 0.55 for a one year usage.



## Interpretation

The interpretation of the results has been carried out considering the assumptions and limitations declared in the EPD, both methodology- and data-related for a one year usage.

In all of the impact categories the production stage has the main contribution to the overall impact. The raw material supply is the key contributor for all of these impact categories with a share of 79 – 98% of the total impact of the production stage. Main contributors for the raw materials are the production of PVC and plasticizers.

Although Forbo declares in the EPD a worldwide distribution by truck (985 km) and container ship (2130 km) the transport stage has a limited effect on most of the impacts. Only AP and EP have a significant share of 11-12% which is mainly due to the ocean ship used for transporting the material overseas.

For AP, EP, GWP, POCP, and ADPF the adhesive as main contributor for the flooring installation has a minor impact of 4 – 6% of the total environmental impact of Allura.

In the Use stage ADPF, AP, EP, GWP, ODP and POCP have a share between 1.5 to 4% of the total impacts. This is

# ENVIRONMENTAL PRODUCT DECLARATION



FLOORING SYSTEMS

Luxury Vinyl Tile – Allura 0.7 & 0.55  
Resilient Heterogeneous Vinyl Floor Covering

According to ISO 14025 and EN 15804

mainly caused by the electricity needed to vacuum the floor and to a lower extent by the detergent used to clean the floor. The cleaning regime used in the calculations is a worst case scenario which will be in practice almost always be lower.

Energy recovery from incineration and the respective energy substitution at the end of life results in a small credit for ADPF and POCP in the End of Life stage. For EP and ODP the End of Life stage has a very small impact on the total. This is mainly due to the fact that the waste at the End of Life stage is considered as being incinerated.

For GWP, ADPE and AP the End of Life stage has got a big influence of respectively 39, 9 and 27% on the total impacts of these impact categories. Also for these three categories this is caused by the incineration of the waste at the End of Life stage.

## Resource use

In table 5 and 6 the parameters describing resource use are presented for all the lifecycle stages for a one year usage.

Table 5: Results of the LCA – Resource use for Allura 0.7 (one year)

Parameter	Unit	Manufacturing	Installation		Use (1yr)	End of Life			Credits
		A1-3	A4	A5	B2	C1	C2	C3	D
PERE	[MJ]	3,18E+01	-	-	-	-	-	-	-
PERM	[MJ]	0,00E+00	-	-	-	-	-	-	-
PERT	[MJ]	3,18E+01	1,49E-01	4,82E-01	1,58E+00	5,14E-02	1,89E-02	3,17E+00	-7,70E+00
PENRE	[MJ]	1,89E+02	-	-	-	-	-	-	-
PENRM	[MJ]	3,09E+01	-	-	-	-	-	-	-
PENRT	[MJ]	2,19E+02	3,90E+00	1,38E+01	5,40E+00	1,37E-01	3,42E-01	1,75E+01	-4,00E+01
SM	[kg]	4,31E-01	0,00E+00	0,00E+00	0,00E+00	0,00E+00	0,00E+00	0,00E+00	0,00E+00
RSF	[MJ]	5,40E-07	1,42E-29	5,98E-21	3,48E-24	0,00E+00	1,85E-30	1,24E-20	0,00E+00
NRSF	[MJ]	6,84E-06	2,15E-28	7,03E-20	4,09E-23	2,03E-31	2,80E-29	1,46E-19	-3,03E-29
FW	[m <sup>3</sup> ]	2,73E-02	2,75E-04	2,44E-03	2,38E-03	7,01E-05	3,47E-05	1,91E-02	-1,05E-02

PERE = Use of renewable primary energy excluding renewable primary energy resources used as raw materials; PERM = Use of renewable primary energy resources used as raw materials; PERT = Total use of renewable primary energy resources; PENRE = Use of non-renewable primary energy excluding non-renewable primary energy resources used as raw materials; PENRM = Use of non-renewable primary energy resources used as raw materials; PENRT = Total use of non-renewable primary energy resources; SM = Use of secondary material; RSF = Use of renewable secondary fuels; NRSF = Use of non-renewable secondary fuels; FW = Use of net fresh water

Table 6: Results of the LCA – Resource use for Allura 0.55 (one year)

Parameter	Unit	Manufacturing	Installation		Use (1yr)	End of Life			Credits
		A1-3	A4	A5	B2	C1	C2	C3	D
PERE	[MJ]	2,59E+01	-	-	-	-	-	-	-
PERM	[MJ]	0,00E+00	-	-	-	-	-	-	-
PERT	[MJ]	2,59E+01	1,30E-01	4,22E-01	1,58E+00	4,50E-02	1,65E-02	2,77E+00	-6,74E+00
PENRE	[MJ]	1,54E+02	-	-	-	-	-	-	-
PENRM	[MJ]	3,07E+01	-	-	-	-	-	-	-
PENRT	[MJ]	1,85E+02	3,41E+00	1,21E+01	5,40E+00	1,20E-01	2,99E-01	1,53E+01	-3,50E+01
SM	[kg]	3,51E-01	0,00E+00	0,00E+00	0,00E+00	0,00E+00	0,00E+00	0,00E+00	0,00E+00
RSF	[MJ]	4,44E-07	1,24E-29	5,24E-21	3,48E-24	0,00E+00	1,62E-30	1,09E-20	0,00E+00
NRSF	[MJ]	5,63E-06	1,89E-28	6,15E-20	4,09E-23	1,78E-31	2,45E-29	1,28E-19	-2,65E-29
FW	[m <sup>3</sup> ]	2,35E-02	2,41E-04	2,14E-03	2,38E-03	6,14E-05	3,04E-05	1,67E-02	-9,19E-03

PERE = Use of renewable primary energy excluding renewable primary energy resources used as raw materials; PERM = Use of renewable primary energy resources used as raw materials; PERT = Total use of renewable primary energy resources; PENRE = Use of non-renewable primary energy excluding non-renewable primary energy resources used as raw materials; PENRM = Use of non-renewable primary energy resources used as raw materials; PENRT = Total use of non-renewable



# ENVIRONMENTAL PRODUCT DECLARATION



FLOORING SYSTEMS

Luxury Vinyl Tile – Allura 0.7 & 0.55  
Resilient Heterogeneous Vinyl Floor Covering

According to ISO 14025 and EN 15804

primary energy resources; SM = Use of secondary material; RSF = Use of renewable secondary fuels; NRSF = Use of non-renewable secondary fuels; FW = Use of net fresh water

## Waste categories and output flows

In table 7 and 8 other environmental information describing different waste categories and output flows are presented for all the lifecycle stages.

Table 7: Results of the LCA – Output flows and Waste categories for Allura 0.7 (one year)

Parameter	Unit	Manufacturing	Transport	Installation	Use (1yr)	End of Life/credits			
		A1-3	A4	A5	B2	C1	C2	C3	D
HWD	[kg]	1,56E-03	1,52E-07	4,18E-09	2,17E-09	6,42E-11	1,98E-08	1,11E-07	-1,63E-08
NHWD	[kg]	2,80E-01	2,28E-04	4,81E-03	1,30E-02	9,64E-05	2,86E-05	5,72E+00	-1,71E-02
RWD	[kg]	4,19E-03	5,12E-06	1,20E-04	7,17E-04	2,27E-05	4,68E-07	6,87E-04	-3,38E-03
CRU	[kg]	0,00E+00	0,00E+00	0,00E+00	0,00E+00	0,00E+00	0,00E+00	0,00E+00	0,00E+00
MFR	[kg]	0,00E+00	0,00E+00	0,00E+00	0,00E+00	0,00E+00	0,00E+00	0,00E+00	0,00E+00
MER	[kg]	0,00E+00	0,00E+00	0,00E+00	0,00E+00	0,00E+00	0,00E+00	0,00E+00	0,00E+00
EE Power	[MJ]	0,00E+00	0,00E+00	2,45E-01	0,00E+00	0,00E+00	0,00E+00	9,44E+00	0,00E+00
EE Thermal energy	[MJ]	0,00E+00	0,00E+00	4,41E-01	0,00E+00	0,00E+00	0,00E+00	1,72E+01	0,00E+00

HWD = Hazardous waste disposed; NHWD = Non-hazardous waste disposed; RWD = Radioactive waste disposed; CRU = Components for re-use; MFR = Materials for recycling; MER = Materials for energy recovery; EE = Exported energy per energy carrier

Table 8: Results of the LCA – Output flows and Waste categories for Allura 0.55 (one year)

Parameter	Unit	Manufacturing	Transport	Installation	Use (1yr)	End of Life/credits			
		A1-3	A4	A5	B2	C1	C2	C3	D
HWD	[kg]	1,37E-03	1,33E-07	3,66E-09	2,17E-09	5,62E-11	1,73E-08	9,71E-08	-1,43E-08
NHWD	[kg]	2,12E-01	2,00E-04	4,21E-03	1,30E-02	8,44E-05	2,51E-05	5,00E+00	-1,50E-02
RWD	[kg]	3,57E-03	4,48E-06	1,05E-04	7,17E-04	1,99E-05	4,10E-07	6,02E-04	-2,96E-03
CRU	[kg]	0,00E+00	0,00E+00	0,00E+00	0,00E+00	0,00E+00	0,00E+00	0,00E+00	0,00E+00
MFR	[kg]	0,00E+00	0,00E+00	0,00E+00	0,00E+00	0,00E+00	0,00E+00	0,00E+00	0,00E+00
MER	[kg]	0,00E+00	0,00E+00	0,00E+00	0,00E+00	0,00E+00	0,00E+00	0,00E+00	0,00E+00
EE Power	[MJ]	0,00E+00	0,00E+00	2,15E-01	0,00E+00	0,00E+00	0,00E+00	8,27E+00	0,00E+00
EE Thermal energy	[MJ]	0,00E+00	0,00E+00	3,86E-01	0,00E+00	0,00E+00	0,00E+00	1,51E+01	0,00E+00

HWD = Hazardous waste disposed; NHWD = Non-hazardous waste disposed; RWD = Radioactive waste disposed; CRU = Components for re-use; MFR = Materials for recycling; MER = Materials for energy recovery; EE = Exported energy per energy carrier

## Additional Environmental Information

To be fully transparent Forbo Flooring does not only want to declare the environmental impacts required in the PCR, but also the impacts on human health and eco-toxicity. Furthermore the outcome of the calculations according to the European Standard EN15804 are published in this section.

### Toxicity

For this calculations the USEtox™ model is used as being the globally recommended preferred model for characterization modeling of human and eco-toxic impacts in LCIA by the United Nations Environment Programme SETAC Life Cycle Initiative.



# ENVIRONMENTAL PRODUCT DECLARATION



FLOORING SYSTEMS

Luxury Vinyl Tile – Allura 0.7 & 0.55  
Resilient Heterogeneous Vinyl Floor Covering

According to ISO 14025 and EN 15804

According to the "ILCD Handbook: Recommendations for Life Cycle Impact Assessment in the European context" the recommended characterization models and associated characterization factors are classified according to their quality into three levels:

- Level I (recommended and satisfactory),
- level II (recommended but in need of some improvements)
- level III (recommended, but to be applied with caution).

A mixed classification sometimes is related to the application of the classified method to different types of substances. USEtox™ is classified as Level II / III, unlike for example the CML impact categories which are classified as Level I.

Table 9: Results of the LCA – Environmental impacts one lifecycle (one year) – Allura

Impact Category : USEtox	Allura 0.7	Allura 0.55	Unit
Eco toxicity	1,47E-02	1,25E-02	PAF m3.day
Human toxicity, cancer	3,30E-09	2,79E-09	Cases
Human toxicity, non-canc.	1,39E-09	1,19E-09	Cases

In the following tables the impacts are subdivided into the lifecycle stages.

Table 10 Results of the LCA – Environmental impact for Allura 0.7 (one year)

Impact Category : USEtox	Unit	Production	Transport	Installation	Use (1yr)	End of Life
Eco toxicity	PAF m3.day	1,20E-02	9,07E-04	1,39E-03	4,43E-04	-6,13E-05
Human toxicity, cancer	cases	3,38E-09	8,58E-13	2,46E-11	1,23E-11	-1,11E-10
Human toxicity, non-canc.	cases	1,30E-09	3,71E-13	8,96E-11	7,13E-13	-2,67E-12

Table 11: Results of the LCA – Environmental impact for Allura 0.55 (one year)

Impact Category : USEtox	Unit	Production	Transport	Installation	Use (1yr)	End of Life
Eco toxicity	PAF m3.day	1,01E-02	7,94E-04	1,21E-03	4,43E-04	-5,37E-05
Human toxicity, cancer	cases	2,86E-09	7,52E-13	2,15E-11	1,23E-11	-9,74E-11
Human toxicity, non-canc.	cases	1,12E-09	3,25E-13	7,84E-11	7,13E-13	-2,33E-12

## Interpretation

The interpretation of the results has been carried out considering the assumptions and limitations declared in the EPD, both methodology- and data-related for a one year usage.

In all the Toxicity categories the production stage is the main contributor to the total overall impact. The raw material supply has a share of 80-96% of the production stage, mainly caused by the manufacturing of PVC.

The transport stage is negligible for Human toxicity (cancer) and Human toxicity (non-canc.). For Ecotoxicity it has a relatively minor impact of 6%, mainly caused by the use of diesel for the trucks.

The adhesive used for the installation of Allura is the dominant contributor for all toxicity categories, where especially Ecotoxicity is having a significant share of almost 10% over the total impacts of the life cycles.

The Use stage has a minor impact for all three impact categories. This is mainly due to the use of electricity and



# ENVIRONMENTAL PRODUCT DECLARATION



FLOORING SYSTEMS

Luxury Vinyl Tile – Allura 0.7 & 0.55  
Resilient Heterogeneous Vinyl Floor Covering

According to ISO 14025 and EN 15804

detergent for the cleaning of the floor. The cleaning regime used in the calculations is a worst case scenario which will be in practice almost always be lower.

Energy recovery from incineration and the respective energy substitution at the end of life results in a very small credit for all three toxicity categories.



# ENVIRONMENTAL PRODUCT DECLARATION



FLOORING SYSTEMS

Luxury Vinyl Tile – Allura 0.7 & 0.55  
Resilient Heterogeneous Vinyl Floor Covering

According to ISO 14025 and EN 15804

## References

GABI 6 2012	PE INTERNATIONAL AG; GaBi 6: Software-System and Database for Life Cycle Engineering. Copyright, TM. Stuttgart, Echterdingen, 1992-2017.
GABI 6 2012D	GaBi 6: Documentation of GaBi 6: Software-System and Database for Life Cycle Engineering. Copyright, TM. Stuttgart, Echterdingen, 1992-2017. <a href="http://documentation.gabi-software.com/">http://documentation.gabi-software.com/</a>
UL ENVIRONMENT	UL Environment's Program Operator Rules
PE 2012 ILCD Handbook: General guide for Life Cycle Assessment - Detailed guidance	Description of Selected Impact Categories, PE International AG, 2012 European Commission-Joint Research Centre - Institute for Environment and Sustainability: International Reference Life Cycle Data System (ILCD) Handbook- Recommendations for Life Cycle Impact Assessment in the European context. First edition November 2011. EUR 24571 EN. Luxemburg. Publications Office of the European Union; 2011
<b>STANDARDS AND LAWS</b>	
DIN EN ISO 14044	Environmental management - Life cycle assessment - Requirements and guidelines (ISO 14044:2006); German and English version EN ISO 14044
ISO 14025 2006	DIN EN ISO 14025: Environmental labels and declarations — Type III environmental declarations — Principles and procedures
ISO 14040 2006	Environmental management - Life cycle assessment - Principles and framework (ISO 14040); German and English version EN ISO 14040
CEN/TR 15941	Sustainability of construction works - Environmental product declarations - Methodology for selection and use of generic data; German version CEN/TR 15941
EN 16810	Resilient, textile and laminate floor coverings - Environmental product declarations - Product category rules
EN 15804	EN 15804: Sustainability of construction works — Environmental Product Declarations — Core rules for the product category of construction products
CPR	REGULATION (EU) No 305/2011 OF THE EUROPEAN PARLIAMENT AND OF THE COUNCIL of 9 March 2011 laying down harmonized conditions for the marketing of construction products and repealing Council Directive 89/106/EEC
EN-ISO 10874 EN-ISO 10582	Resilient, textile and laminate floor coverings – Classification Resilient floor coverings – Heterogeneous poly(vinyl chloride) floor coverings - Specification



## ENVIRONMENTAL PRODUCT DECLARATION



FLOORING SYSTEMS

Luxury Vinyl Tile – Allura 0.7 & 0.55  
Resilient Heterogeneous Vinyl Floor Covering

According to ISO 14025 and EN 15804

# Life Cycle Assessment

Allura



FLOORING SYSTEMS

LCA study conducted by:  
Forbo Flooring  
Industrieweg 12  
1566 JP Assendelft  
The Netherlands

July 2018

**Environment**



# ENVIRONMENTAL PRODUCT DECLARATION



FLOORING SYSTEMS

Luxury Vinyl Tile – Allura 0.7 & 0.55  
Resilient Heterogeneous Vinyl Floor Covering

According to ISO 14025 and EN 15804

## Authors:

Floris Zeitler, Forbo

Forbo Flooring BV	Industrieweg 12
	1566 JP Assendelft, The Netherlands
	Tel. +31 (0) 75 6477477
	Fax +31 (0) 75 6477707
	E-mail <a href="mailto:floris.zeitler@forbo.com">floris.zeitler@forbo.com</a>
	Internet <a href="http://www.forbo-flooring.com">www.forbo-flooring.com</a>

## Nomenclature

Abbreviation	Explanation
ADPF	Abiotic Depletion Potential Fossil
ADPE	Abiotic Depletion Potential Elements
AP	Acidification Potential
BLBSB	Benefits and Loads Beyond the System Boundary
CRU	Components for re-use
EE	Exported energy per energy carrier
EP	Eutrophication Potential
EPD	Environmental Product Declaration
FCSS	Floor Covering Standard Symbol
FW	Use of net fresh water
GWP	Global Warming Potential
HWD	Hazardous waste disposed
LCA	Life Cycle Assessment
LCI	Life Cycle Inventory analysis
LCIA	Life Cycle Impact Assessment
MER	Materials for energy recovery
MFR	Materials for recycling
NRSF	Use of non-renewable secondary fuels
ODP	Ozone Layer Depletion Potential
PENRE	Use of non-renewable primary energy excluding non-renewable primary energy resources used as raw materials
PENRM	Use of non-renewable primary energy resources used as raw materials
PENRT	Total use of non-renewable primary energy resources
PERE	Use of renewable primary energy excluding renewable primary energy resources used as raw materials
PERM	Use of renewable primary energy resources used as raw materials
PERT	Total use of renewable primary energy resources
PCR	Product Category Rules
POCP	Photochemical Ozone Creation Potential
RSF	Use of renewable secondary fuels
RSL	Reference Service Life
RWD	Radioactive waste disposed
SM	Use of secondary material



# ENVIRONMENTAL PRODUCT DECLARATION



FLOORING SYSTEMS

Luxury Vinyl Tile – Allura 0.7 & 0.55  
Resilient Heterogeneous Vinyl Floor Covering

According to ISO 14025 and EN 15804

## General

The present LCA study of the company Forbo Flooring, a manufacturer of resilient floor coverings, has been performed by Forbo Flooring and has been conducted according to the requirements of the European Standard EN15804 and EN16810 "Resilient, textile and laminate floor coverings – Environmental product declarations – Product category rules. The LCA report was sent to verification on 12/07/18.

## Scope

This document is the LCA report for the "Environmental Product Declaration" (EPD) of "Allura". The provision of an LCA report is required for each EPD of the EPD-program holder (UL Environment). This document shows how the calculation rules were applied and describes additional LCA information on the Life Cycle Assessment in accordance with the requirements of ISO 14040 series.

## Content, structure and accessibility of the LCA report

The LCA report provides a systematic and comprehensive summary of the project documentation supporting the verification of an EPD.

The report documents the information on which the Life Cycle Assessment is based, while also ensuring the additional information contained within the EPD complies with the requirements of ISO 14040 series.

The LCA report contains all of the data and information of importance for the details published in the EPD. Care is given to all explanations as to how the data and information declared in the EPD arises from the Life Cycle Assessment.

The verification of the EPD is aligned towards the structure of the rule document based on ISO 14025, EN15804 and EN 16810.

## Goal of the study

The reason for performing this LCA study is to publish an EPD based on EN 16810, EN 15804 and ISO 14025. This study contains the calculation and interpretation of the LCA results for Allura complying with EN-ISO 10582: Resilient floor coverings – Heterogeneous polyvinyl chloride floor coverings - Specification.

Manufactured by  
Forbo-Novilon B.V.  
De Holwert 12  
7741 KC Coevorden  
The Netherlands

The following life cycle stages were considered:

- Product stage
- Transport stage
- Installation stage
- Use stage
- End-of-life stage
- Benefits and loads beyond the product system boundary

The main purpose of EPD is for use in business-to-business communication. As all EPD are publicly available on the website of UL Environment and therefore are accessible to the end consumer they can also be used in business-to-consumer communication.

The intended use of the EPD is to communicate environmentally related information and LCA results to support the assessment of the sustainable use of resources and of the impact of construction works on the environment

# ENVIRONMENTAL PRODUCT DECLARATION



FLOORING SYSTEMS

Luxury Vinyl Tile – Allura 0.7 & 0.55  
Resilient Heterogeneous Vinyl Floor Covering

According to ISO 14025 and EN 15804

## Scope of the study

### Declared / functional unit

The declaration refers to the declared/functional unit of 1m<sup>2</sup> installed flooring product.

### Declaration of construction products classes

The LCA report refers to a manufacturer declaration of type 1a): Declaration of a specific product from a manufacturer's plant.

Allura Vinyls are also known under the following brand names:

Allura Wood, Allura Stone, Allura Abstract and Allura Strips

Allura is produced at the following manufacturing site:

Forbo-Novilon B.V.  
De Holwert 12  
7741 KC Coevorden  
The Netherlands



# ENVIRONMENTAL PRODUCT DECLARATION



FLOORING SYSTEMS

Luxury Vinyl Tile – Allura 0.7 & 0.55  
Resilient Heterogeneous Vinyl Floor Covering

According to ISO 14025 and EN 15804

## Product Definition

### Product Classification and description

This declaration covers the Allura Luxury Vinyl Tiles collection, Forbo Allura LVT is a range of versatile luxury vinyl tiles that suit a wide range of applications. Each design comes in its natural form. Color tones, grain, plank size and embossing are created in such a way that the natural material is presented in real life. Allura combines the aesthetics of natural wood and stone flooring with the advantages of strong and durable LVT: warm underfoot, sound absorbing, easy installation & maintenance. A record of sustainable criteria makes Allura LVT a preferred choice: phthalate free with recycled raw material, produced by using green energy in efficient manufacturing environments that can boast 100% recycling capability.

Allura LVT from Forbo Flooring is a resilient floor covering complying with all the requirements of EN-ISO 10582: Resilient floor coverings – Heterogeneous polyvinyl chloride floor coverings - Specification. The key raw materials include PVC, plasticizer, mineral filler, stabilizers and glass fiber.

Allura is produced by Forbo Flooring and is sold worldwide. This declaration refers to Allura Luxury Vinyl Tiles of 2.5 mm nominal thickness with a 0,70 mm or a 0.55 mm wear layer covering a broad range of designs and colors :

Allura Wood, Allura Stone, Allura Abstract and Allura Strips

Allura is built up in 5 layers:

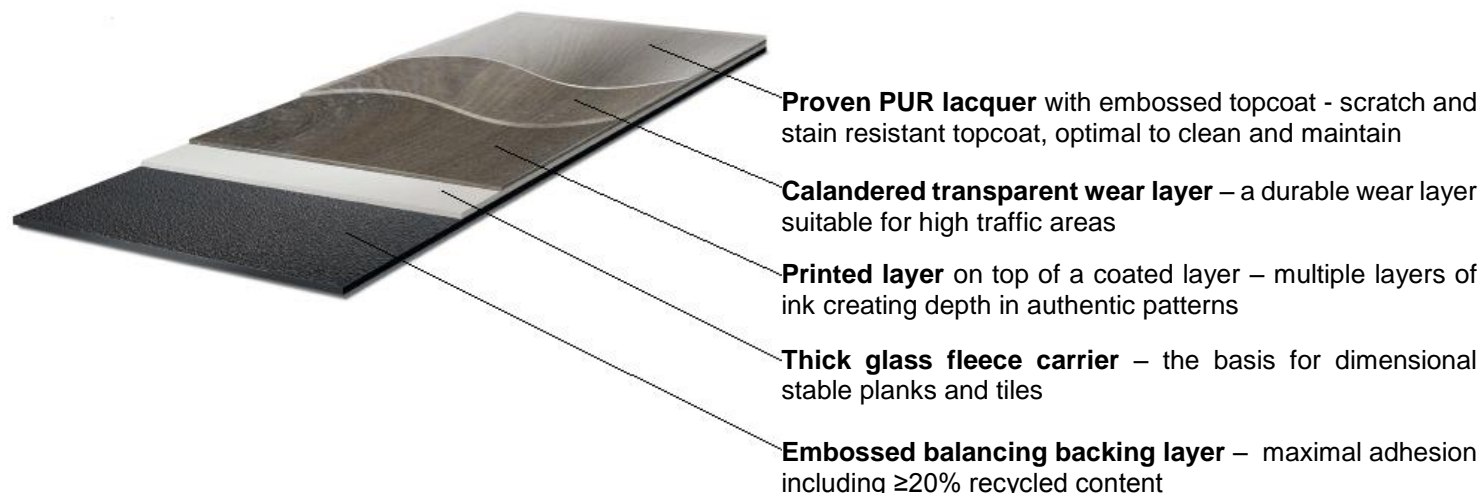


Figure 1: Typical construction

This declaration refers to the declared/functional unit of 1 m<sup>2</sup> installed flooring product.

# ENVIRONMENTAL PRODUCT DECLARATION







FLOORING SYSTEMS

Luxury Vinyl Tile – Allura 0.7 & 0.55  
Resilient Heterogeneous Vinyl Floor Covering

According to ISO 14025 and EN 15804

## Range of application

Allura is classified in accordance with EN-ISO 10582 to be installed in the following use areas defined in EN-ISO 10874:

Area of application	Allura 0.55	Allura 0.70
Commercial	Class 33 	Class 34 
	Class 42 	Class 43 

## Product Standard

The products considered in this EPD have the following technical specifications:

- Meets or exceeds all technical requirements in EN-ISO 10582 Resilient floor coverings – Heterogeneous polyvinyl chloride floor coverings - Specification



Allura meets the requirements of EN 14041

EN 13501-1	Reaction to fire	B <sub>fl</sub> – s1
EN 13893	Slip resistance	DS: ≥ 0,30
EN 1815	Body voltage	< 2 kV
EN ISO10456	Thermal conductivity	0,25 W/mK

## Accreditation

- ISO 9001 Quality Management System
- ISO 14001 Environmental Management System
- SA 8000 Social Accountability Standard

## Delivery status

Characteristics	Nominal Value (0.70 wear layer)	Nominal Value (0.55 wear layer)	Unit
Product thickness	2.50	2.50	mm
Product Weight	3.60	3.40	kg/m <sup>2</sup>
Tiles Width x Length Planks Width x Length	50x50 / 75x25 / 75x50 / 75x75 / 100x100 50x15 / HP 90x15 / 100x15 / 120x20 / 150x28 / 180x32		cm

Environment



# ENVIRONMENTAL PRODUCT DECLARATION



FLOORING SYSTEMS

Luxury Vinyl Tile – Allura 0.7 & 0.55  
Resilient Heterogeneous Vinyl Floor Covering

According to ISO 14025 and EN 15804

## Material Content

Component	Material	Availability	Mass %	Origin of raw material
Binder	PVC DOTP & Dibenzates	Non-renewable – limited	43	Europe
		Non-renewable - limited	16	Europe
Filler	Calcium carbonate Dolomite	Abundant mineral	16	Europe
		Abundant mineral	9	
Stabilizers and process additives	proprietary mixtures & lubricants	non-renewable - limited	3.5	Europe
Carrier	Glass fiber tissue	Nonrenewable - limited	1.5	Netherlands/Germany
Pigments	Titanium Dioxide plus others	Nonrenewable - limited	< 0.5	Europe
Finish	PU lacquer	Nonrenewable - limited	< 0.5	Europe
Recycle	Post-production waste		10	Internal

## Production of Main Materials

**PVC:** Polymer which is produced by the polymerization of vinyl chloride monomer.

**DOTP:** A non-phthalate plasticizer, being the diester of terephthalic acid and the branched-chain 2-ethylhexanol. This colorless viscous liquid used for softening PVC plastics is known for chemical similarity to general purpose phthalates such as DEHP and DINP, but without any negative regulatory pressure.

**Stabilizer Ba/Zn:** Mixed metal stabilizer made from barium and zinc stearate. It is used to avoid PVC degradation during processing at relative high temperature.

**Calcium carbonate:** An abundant mineral found in all parts of the world as the chief substance in rocks (i.e., marble and limestone). It can be ground to varying particle sizes and is widely used as filler.

**Dolomite:** An abundant mineral mined in northern Norway

**Titanium dioxide:** A white pigment produced from the mineral rutile, a naturally occurring form of titanium dioxide. The production of the pigment is a large-scale chemical process.

**Finish:** Thermally cross linked polyurethane coating.

## Production of the Floor Covering

The production of Allura LVT includes the following processes :

- Preparation of PVC plastisols (mixture of PVC, plasticizer, filler and additives)
- Impregnation of the glass fleece with a highly filled plastisol followed by the application of a thin white plastisol coating.
- Rotogravure printing, using water based inks, to produce wood, stone or abstract designs.  
Digital HD printing, using water based inks, to produce wood, stone or abstract designs
- Application of calendered PVC topcoat and PU lacquer. The topcoat is mechanically embossed to enhance the decorative effect.
- A calendered back layer is then applied to the product. This layer contains a minimum of 20% of production waste.
- The finished product is then trimmed, inspected and cut into tiles of a specified size.
- Trimmings & rejected product are recycled back into the calendered backing layer.

# ENVIRONMENTAL PRODUCT DECLARATION



FLOORING SYSTEMS

Luxury Vinyl Tile – Allura 0.7 & 0.55  
Resilient Heterogeneous Vinyl Floor Covering

According to ISO 14025 and EN 15804

## Health, Safety and Environmental Aspects during Production

- ISO 14001 Environmental Management System
- SA 8000 Social Accountability standard

## Production Waste

Rejected material and the cuttings of the trimming stage are being reused in the manufacturing process of heterogeneous vinyl.

Packaging materials are being collected separately and externally recycled.

## Delivery and Installation of the Floor Covering

### Delivery

A worldwide distribution by truck and container ship is considered. On average every square meter of Allura is transported as follows:

- |  |         |
|--|---------|
| ○ Transport distance 40 t truck                      | 720 km  |
| ○ Transport distance 7.5t truck (Fine distribution)  | 265 km  |
| ○ Capacity utilization trucks (including empty runs) | 85 %    |
| ○ Transport distance Ocean ship                      | 2130 km |
| ○ Capacity utilization Ocean ship                    | 48%     |

### Installation

Because of the specific techniques used during the installation of Allura approximately 2% of the material is cut off as installation waste. For installation of Allura on the floor a scenario has been modeled assuming 0.25 kg/m<sup>2</sup> of adhesive is applied to the sub-floor. Waste during the installation process may be recycled through the manufacturer's facility or disposed of via landfill or incineration.

## Health, Safety and Environmental Aspects during Installation

Forbo flooring recommends to use (low) zero emission adhesives for installing Allura floorcovering.

### Waste

Waste during the installation process may be recycled as floor covering through the manufacturers' facilities or disposed of via land fill or thermally recycled in a waste incineration plant.

### Packaging

Cardboard tubes and packaging paper can be collected separately and should be used in a local recycling process. In the calculation model 100% incineration is taken into account for which there is a credit received.

## Use stage

The service lifetime of a floor covering for a certain application on a floor is too widespread to give one common number. For this EPD model the reference service lifetime (RSL) is set to one year. This means that all impacts for the use phase are based on the cleaning and maintenance model for one year. Depending on the area of use, the technical lifetime advised by the manufacturer and the estimated time on the floor by the customer, the service lifetime



# ENVIRONMENTAL PRODUCT DECLARATION



FLOORING SYSTEMS

Luxury Vinyl Tile – Allura 0.7 & 0.55  
Resilient Heterogeneous Vinyl Floor Covering

According to ISO 14025 and EN 15804

can be determined. The use phase impacts should be calculated with the foreseen service life to arrive at the total environmental impact.

## Cleaning and Maintenance

Level of use	Cleaning Process	Cleaning Frequency	Consumption of energy and resources
Commercial/Residential/Industrial	Vacuuming	Twice a week	Electricity
	Damp mopping	Once a week	Hot water
			Neutral detergent

For the calculations the following cleaning regime is considered:

- Dry cleaning with a 1.5 kW vacuum cleaner for 0.21 min/m<sup>2</sup>, twice a week. This equates to 0.55 kWh/m<sup>2</sup>\*year.
- Once a week wet cleaning with 0.062 l/m<sup>2</sup> water and 0.0008 kg/m<sup>2</sup> detergent. This result in the use of 3.224 l/m<sup>2</sup>\*year water and 0.04 kg/m<sup>2</sup>\*year detergent. The wet cleaning takes place without power machine usage. Waste water treatment of the arising waste water from cleaning is considered.

The cleaning regime that is recommended in practice will be highly dependent on the use of the premises where the floor covering is installed. In high traffic areas more frequent cleaning will be needed compared to areas where there is low traffic. The use of an entrance mat of at least four steps will reduce the cleaning frequency.

The cleaning regime used in the calculations is suitable for high traffic areas and is a worst case scenario.

## Prevention of Structural Damage

All newly laid floor covering should be covered and protected with a suitable non-staining protective covering if other building activities are still in progress. Use protective feet on chairs and tables to reduce scratching. Castor wheels should be suitable for resilient floor coverings

## Health Aspects during Usage

Allura is complying with:

- AgBB requirements
- CHPS section 01350
- French act Grenelle: A+

Low emissions & phthalate free manufacturing ensures Allura can contribute to a healthy indoor environment

## End of Life

The deconstruction of installed Allura from the floor is done mechanically and the electrical energy needed for this is estimated to be 0.03 kWh/sqm. This amount of energy is included into the calculations.

For the End of Life stage 100% incineration is taken into account, the average distance to the incineration plant or landfill facility per lorry is set to 200 km.





## Life Cycle Assessment

A full Life Cycle Assessment has been carried out according to ISO 14040 and ISO 14044.

The following Life Cycle Stages are assessed :

- A1-3 : Product Stage (Raw material acquisition, transportation to Manufacturing and Manufacturing)
- A4-5 : Construction stage (Transport Gate to User, Installation flooring)
- B2 : Use Stage (Maintenance of the floor)
- C1-4 : End of Life Stage (Deconstruction, transport, waste processing, disposal)
- D : Benefits and loads beyond the system boundary (Reuse, recovery, recycling potential)

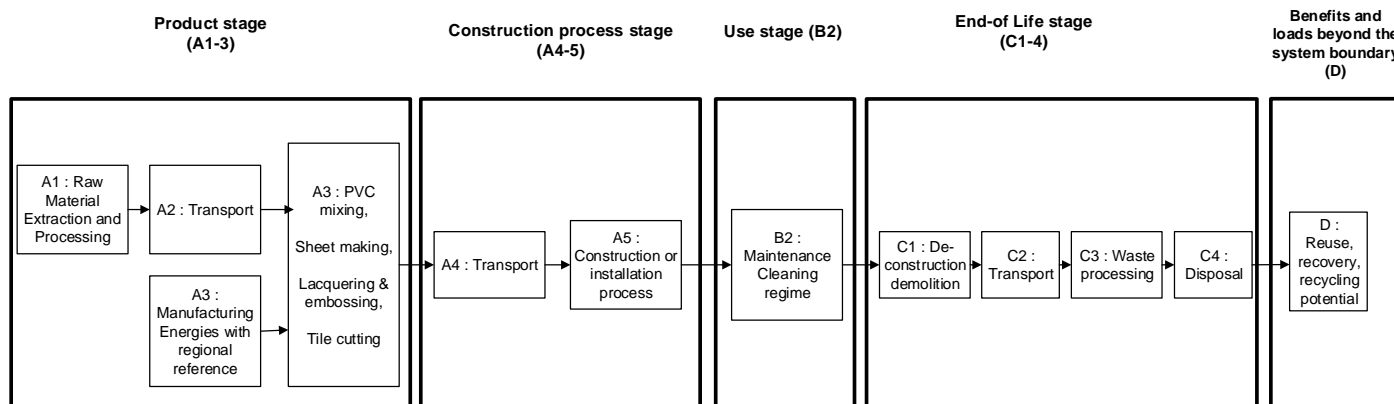


Figure 2 : Flow chart of the Life Cycle Assessment

Comparisons of different floor coverings are only allowed, where EN 15804 consistent and/or preverified background data and EN 15804 consistent calculation methods and database versions are used and when the building context is taken into account, i.e. on the basis of the same use-classification (EN ISO 10874), same service life and comparable assumptions for the end of life.

## Description of the declared Functional Unit

The functional unit is one square meter of installed product and the use stage is considered for one year of service life.

## Cut off Criteria

The cut-off criteria shall be 1% of renewable and non-renewable primary energy usage and 1% of the total mass of the unit process. The total neglected input flows per module shall be a maximum of 5% of energy usage and mass.

In practice, in this assessment, all data from the production data acquisition are considered, i.e. all raw materials used as per formulation, use of water, electricity and other fuels, the required packaging materials, and all direct production waste. Transport data on all considered inputs and output material are also considered.

## LCA Data

As a general rule, specific data derived from specific production processes or average data derived from specific production processes have been used as the first choice as a basis for calculating an EPD.

For life cycle modeling of the considered products, the GaBi 6 Software System for Life Cycle Engineering, developed by THINKSTEP, has been used. All relevant LCA datasets are taken from the GaBi 6 software database. The datasets

# ENVIRONMENTAL PRODUCT DECLARATION



FLOORING SYSTEMS

Luxury Vinyl Tile – Allura 0.7 & 0.55  
Resilient Heterogeneous Vinyl Floor Covering

According to ISO 14025 and EN 15804

from the database GaBi are documented in the online documentation. To ensure comparability of results in the LCA, the basic data of GaBi database were used for energy, transportation and auxiliary materials.

## Data Quality

The requirements for data quality and LCA data correspond to the specifications of the PCR.

Foreground data are based on 1 year averaged data (year 2017). The reference ages of LCA datasets vary but are given in the table in the Appendix. The time period over which inputs to and outputs from the system is accounted for is 100 years from the year for which the data set is deemed representative. The technological LCA of the collected data reflects the physical reality of the declared product. The datasets are complete, conform to the system boundaries and the criteria for the exclusion of inputs and outputs and are geographical representative for the supply chain of Forbo flooring.

For life cycle modeling of the considered products the GaBi 6 Software System for Life Cycle Engineering, developed by THINKSTEP, is used. All relevant LCA datasets are taken from the GaBi 6 software database. The last revision of the used data sets took place within the last 10 years.

Table 1: LCA datasets used in the LCA model

Data set	Region	Reference year
Polyvinyl chloride granulate	Germany	2017
Di-Isononyl Phthalate (DOTP)	Germany	2012
Benzoates	Europe	2013
Titanium dioxide	Europe	2012
Inorganic pigment	Germany	2010
Barium-Zinc Stearate	Europe	2012
Calcium carbonate	Germany	2017
Dolomite	Germany	2007
PU lacquer	Europe	2012
Glass fiber tissue	Germany	2018
Proprietary mixtures & lubricants	Global	2012
Water (desalinated; deionised)	Germany	2017
Detergent (ammonia based)	Germany	2007
Tap water	Germany	2017
Adhesive for resilient flooring	Germany	2012
Waste incineration of PVC	Europe	2017
Electricity from Hydro power	The Netherlands	2017
Power grid mix	Europe	2017
Thermal energy from natural gas	The Netherlands	2017
Thermal energy from natural gas	Europe	2017
Trucks	Global	2017
Municipal waste water treatment (Sludge incineration).	Europe	2017
Container ship	Global	2017
Diesel mix at refinery	Europe	2017
Heavy fuel oil at refinery (1.0wt.% S)	Europe	2017
Polyethylene film	Germany	2017
Corrugated board	Europe	2017
Kraft liner (Paper)	Europe	2017



The documentation of the LCA data sets can be taken from the GaBi documentation.

## System Boundaries

Production Stage includes provision of all materials, products and energy, packaging processing and its transport, as well as waste processing up to the end-of waste state or disposal of final residues during the product stage.

Transport and Installation Stage includes provision of all materials, products and energy, as well as waste processing up to the end-of-waste state or disposal of final residues during the construction stage. These information modules also include all impacts and aspects related to any losses during this construction stage (i.e. production, transport, and waste processing and disposal of the lost products and materials). For the transportation a worldwide distribution is considered.

Use Stage includes provision and transport of all materials, products and related energy and water use, as well as waste processing up to the end-of-waste state or disposal of final residues during this part of the use stage. These information modules also include all impacts and aspects related to the losses during this part of the use stage (i.e. production, transport, and waste processing and disposal of the lost products and materials).

End of Life Stage includes provision and all transports, provision of all materials, products and related energy and water use. It also includes any declared benefits and loads from net flows leaving the product system that have not been allocated as co-products and that have passed the end-of-waste state in the form of reuse, recovery and/or recycling potentials.

## Power mix

The selection of LCA data for the electricity generation is in line with the PCR.

The products are manufactured in Coevorden, the Netherlands. The GaBi 6 Hydro power datasets has therefore been used (reference year 2017). The energy supplier is providing Forbo with a certificate every year.

## CO<sub>2</sub>-Certificates

No CO<sub>2</sub>-certificates are considered in this study.

## Allocations

In the present study some allocations have been made. Detailed explanations can be found in the chapters below.

### ***Co-product allocation***

No co-product allocation occurs in the product system.

### ***Allocation of multi-Input processes***

The Production and End of Life stage include incineration plants. In these processes different products are treated together within a process. The allocation procedures followed in these cases are based on a physical classification of the mass flows or calorific values.

Credits from energy substitution are allocated to the production stage, because the gained energy from energy substitution is lower than the energy input in this stage. The same quality of energy is considered.

### ***Allocation procedure of reuse, recycling and recovery***

The installation waste and end of life waste can be fed into incineration processes. Incineration processes include cogeneration processes which give thermal and power energy as outputs. It is assumed that this recovered energy offsets that produced by the European average grid mix and thermal energy generation from natural gas.

# ENVIRONMENTAL PRODUCT DECLARATION



FLOORING SYSTEMS

Luxury Vinyl Tile – Allura 0.7 & 0.55  
Resilient Heterogeneous Vinyl Floor Covering

According to ISO 14025 and EN 15804

## Description of the allocation processes in the LCA report

The description of allocation rules in of this LCA report meets the requirements of the PCR.

## Description of the unit processes in the LCA report

The modeling of the unit processes reported for the LCA are documented in a transparent way, respecting the confidentiality of the data present in the LCA report.

In the following tables the type and amount of the different input and output flows are listed for 1m<sup>2</sup> produced flooring; installed flooring includes the material loss during installation (2%):

Table 2: Composition of Allura

Process data	Unit	Allura
PVC	kg/m <sup>2</sup>	1.55
DOTP & Dibenzoates	kg/m <sup>2</sup>	0.56
Calcium carbonate	kg/m <sup>2</sup>	0.60
Dolomite	kg/m <sup>2</sup>	0.34
Proprietary mixtures & lubricants	kg/m <sup>2</sup>	0.10
BaZn-Stabilizer	kg/m <sup>2</sup>	0.04
Titanium Dioxide (main pigment) plus others	kg/m <sup>2</sup>	0.01
PU lacquer	kg/m <sup>2</sup>	0.01
Glass fiber tissue	kg/m <sup>2</sup>	0.05
Post-production waste	kg/m <sup>2</sup>	0.36

Table 3: Production related inputs/outputs

Process data	Unit	Allura
<b>INPUTS</b>		
Allura	kg	4.13
Electricity	MJ	8.07
Thermal energy from natural gas	MJ	18.99
Water	kg	0.8
<b>OUTPUTS</b>		
Allura	kg	3.61
Waste	kg	0.52
Water	kg	0.8

Table 4: Packaging requirements (per m<sup>2</sup> manufactured product)

Process data	Unit	Allura
Polyethylene film	kg	0.002
Corrugated board	kg	0.13
Wooden pallets	kg	0.09

# ENVIRONMENTAL PRODUCT DECLARATION



FLOORING SYSTEMS

Luxury Vinyl Tile – Allura 0.7 & 0.55  
Resilient Heterogeneous Vinyl Floor Covering

According to ISO 14025 and EN 15804

Table 5: Transport distances

Process data	Unit	Road	Truck size	Ship
Calcium carbonate	km	1060	14 - 20t gross weight / 11,4t payload capacity	-
PVC	km	891		-
DOTP	km	412		-
Titanium dioxide	km	210		-
BaZn-stabilizer	km	1010		-
PVC waste recycling	km	1		-
Lacquer	km	210		-
Corrugated board	km	50		-
Wrapping paper	km	180		-
Polyethylene film	km	2		-
Transport to construction site : -Transport distance 40 t truck	km	985 720	34 - 40 t gross weight / 27t payload capacity 7,5 t - 12t gross weight / 5t payload capacity	2130
-Transport distance 7.5t truck (Fine distribution)		265		
Waste transport to incineration	km	200	7,5 t - 12t gross weight / 5t payload capacity	-

Table 6: Inputs/outputs from Installation

Process data	Unit	Allura
<b>INPUTS</b>		
Allura	kg	3.68
Adhesive (30% water content)	kg	0.250
- Water		
- Acrylate co-polymer		
- Styrene Butadiene co-polymer		
- Limestone flour		
- Sand		
<b>OUTPUTS</b>		
Installed Allura	kg	3.61
Installation Waste	kg	0.07

Table 7: Inputs from use stage (per m<sup>2</sup>.year of installed product)

Process data	Unit	Allura
Detergent	kg/year	0.04
Electricity	kWh/year	0.55
Water	kg/year	3.224

Table 8: Disposal

Process data	Unit	Allura
Post-consumer Allura to incineration	%	100



# ENVIRONMENTAL PRODUCT DECLARATION



FLOORING SYSTEMS

Luxury Vinyl Tile – Allura 0.7 & 0.55  
Resilient Heterogeneous Vinyl Floor Covering

According to ISO 14025 and EN 15804

## Life Cycle Inventory Analysis

In table 9 the environmental impacts for one lifecycle are presented for Allura. In the table 10 and 11 the environmental impacts are presented for all the lifecycle stages.

Table 9: Results of the LCA – Environmental impacts one lifecycle (one year) – Allura

Impact Category : CML 2001 – April 2015	Allura 0.70	Allura 0.55	Unit
Global Warming Potential (GWP 100 years)	1,81E+01	1,56E+01	kg CO <sub>2</sub> -Equiv.
Ozone Layer Depletion Potential (ODP, steady state)	5,89E-08	5,08E-08	kg R11-Equiv.
Acidification Potential (AP)	3,20E-02	2,78E-02	kg SO <sub>2</sub> -Equiv.
Eutrophication Potential (EP)	4,44E-03	3,82E-03	kg Phosphate-Equiv.
Photochem. Ozone Creation Potential (POCP)	2,68E-03	2,32E-03	kg Ethene-Equiv.
Abiotic Depletion Potential Elements (ADPE)	4,05E-05	3,53E-05	kg Sb-Equiv.
Abiotic Depletion Potential Fossil (ADPF)	2,13E+02	1,79E+02	[MJ]

Table 10: Results of the LCA – Environmental impact for Allura 0.70 (one year)

Impact Category : CML 2001 – April 2015		Manufacturing	Installation		Use (1yr)	End of Life			Credits
Parameter	Unit	A1-3	A4	A5	B2	C1	C2	C3	D
GWP	[kg CO <sub>2</sub> -Eq.]	9,69E+00	4,74E-01	7,06E-01	3,16E-01	7,49E-03	2,51E-02	9,22E+00	-2,29E+00
ODP	[kg CFC11-Eq.]	5,63E-08	7,51E-15	5,47E-10	2,06E-09	3,33E-14	6,84E-16	8,20E-13	-4,96E-12
AP	[kg SO <sub>2</sub> -Eq.]	1,75E-02	3,83E-03	1,34E-03	7,82E-04	2,13E-05	6,09E-05	1,23E-02	-3,84E-03
EP	[kg PO <sub>4</sub> <sup>3-</sup> -Eq.]	3,60E-03	5,03E-04	2,00E-04	1,07E-04	1,99E-06	1,54E-05	4,25E-04	-4,15E-04
POCP	[kg Ethene Eq.]	2,71E-03	-1,14E-04	1,29E-04	5,51E-05	1,33E-06	-2,11E-05	2,22E-04	-3,01E-04
ADPE	[kg Sb Eq.]	3,67E-05	1,85E-08	1,45E-07	1,58E-07	3,98E-09	2,06E-09	4,15E-06	-6,46E-07
ADPF	[MJ]	2,07E+02	3,89E+00	1,35E+01	3,53E+00	7,98E-02	3,41E-01	1,57E+01	-3,15E+01

GWP = Global warming potential; ODP = Depletion potential of the stratospheric ozone layer; AP = Acidification potential of land and water; EP = Eutrophication potential; POCP = Formation potential of tropospheric ozone photochemical oxidants; ADPE = Abiotic depletion potential for non-fossil resources; ADPF = Abiotic depletion potential for fossil resources

Table 11: Results of the LCA – Environmental impact for Allura 0.55 (one year)

Impact Category : CML 2001 – April 2015		Manufacturing	Installation		Use (1yr)	End of Life			Credits
Parameter	Unit	A1-3	A4	A5	B2	C1	C2	C3	D
GWP	[kg CO <sub>2</sub> -Eq.]	8,13E+00	4,15E-01	6,18E-01	3,16E-01	6,56E-03	2,20E-02	8,07E+00	-2,00E+00
ODP	[kg CFC11-Eq.]	4,83E-08	6,57E-15	4,79E-10	2,06E-09	2,92E-14	5,99E-16	7,18E-13	-4,35E-12
AP	[kg SO <sub>2</sub> -Eq.]	1,51E-02	3,35E-03	1,17E-03	7,82E-04	1,86E-05	5,33E-05	1,07E-02	-3,36E-03
EP	[kg PO <sub>4</sub> <sup>3-</sup> -Eq.]	3,07E-03	4,40E-04	1,75E-04	1,07E-04	1,75E-06	1,35E-05	3,72E-04	-3,64E-04
POCP	[kg Ethene Eq.]	2,34E-03	-1,00E-04	1,13E-04	5,51E-05	1,17E-06	-1,84E-05	1,95E-04	-2,63E-04
ADPE	[kg Sb Eq.]	3,19E-05	1,62E-08	1,27E-07	1,58E-07	3,49E-09	1,80E-09	3,63E-06	-5,65E-07
ADPF	[MJ]	1,74E+02	3,40E+00	1,19E+01	3,53E+00	6,99E-02	2,98E-01	1,38E+01	-2,76E+01

GWP = Global warming potential; ODP = Depletion potential of the stratospheric ozone layer; AP = Acidification potential of land and water; EP = Eutrophication potential; POCP = Formation potential of tropospheric ozone photochemical oxidants; ADPE = Abiotic depletion potential for non-fossil resources; ADPF = Abiotic depletion potential for fossil resources

The relative contribution of each process stage to each impact category for Allura is shown in figure 3 and 4.



ENVIRONMENTAL PRODUCT DECLARATION

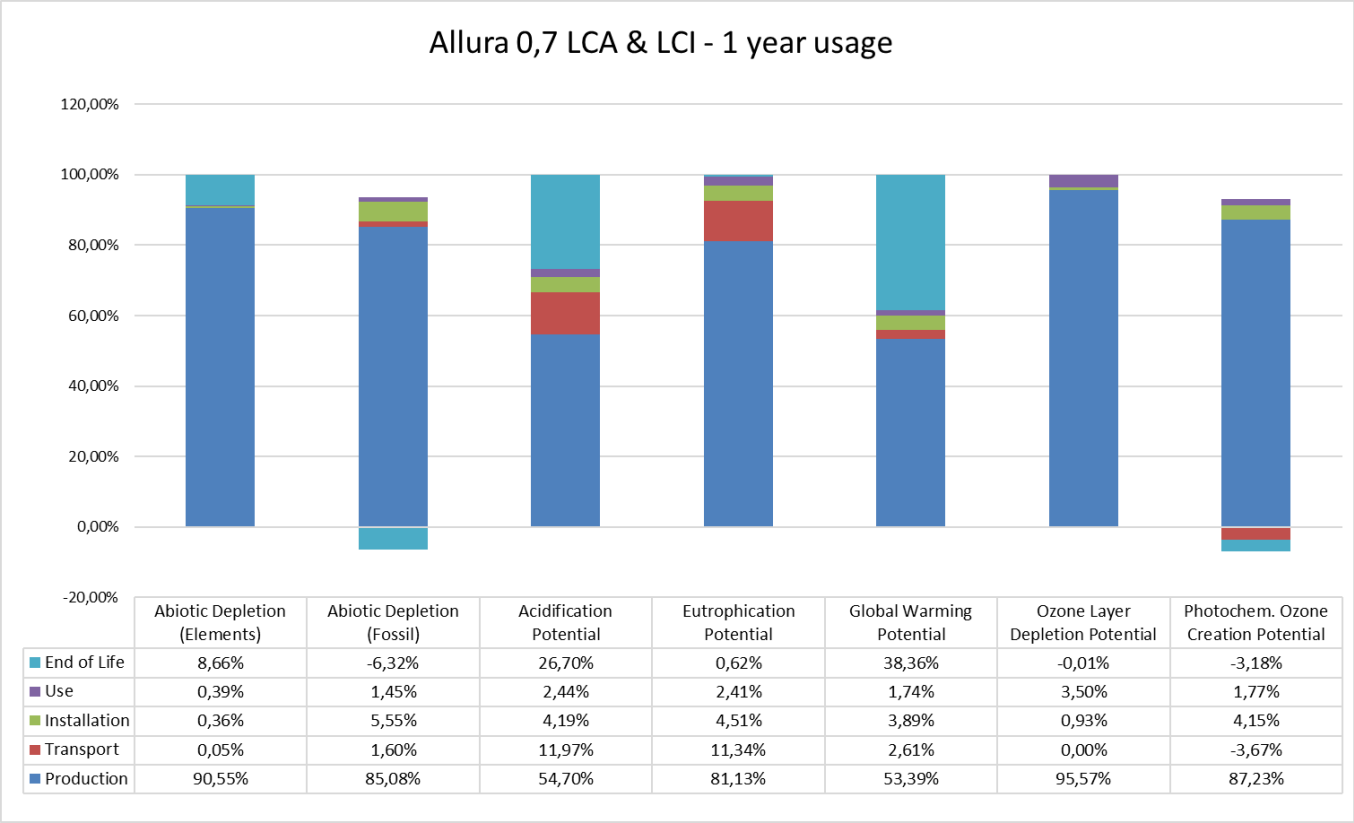


FLOORING SYSTEMS

Luxury Vinyl Tile – Allura 0.7 & 0.55  
Resilient Heterogeneous Vinyl Floor Covering

According to ISO 14025 and EN 15804

Figure 3 relative contribution of each process stage to each impact category for Allura 0.70 for a one year usage.





# ENVIRONMENTAL PRODUCT DECLARATION

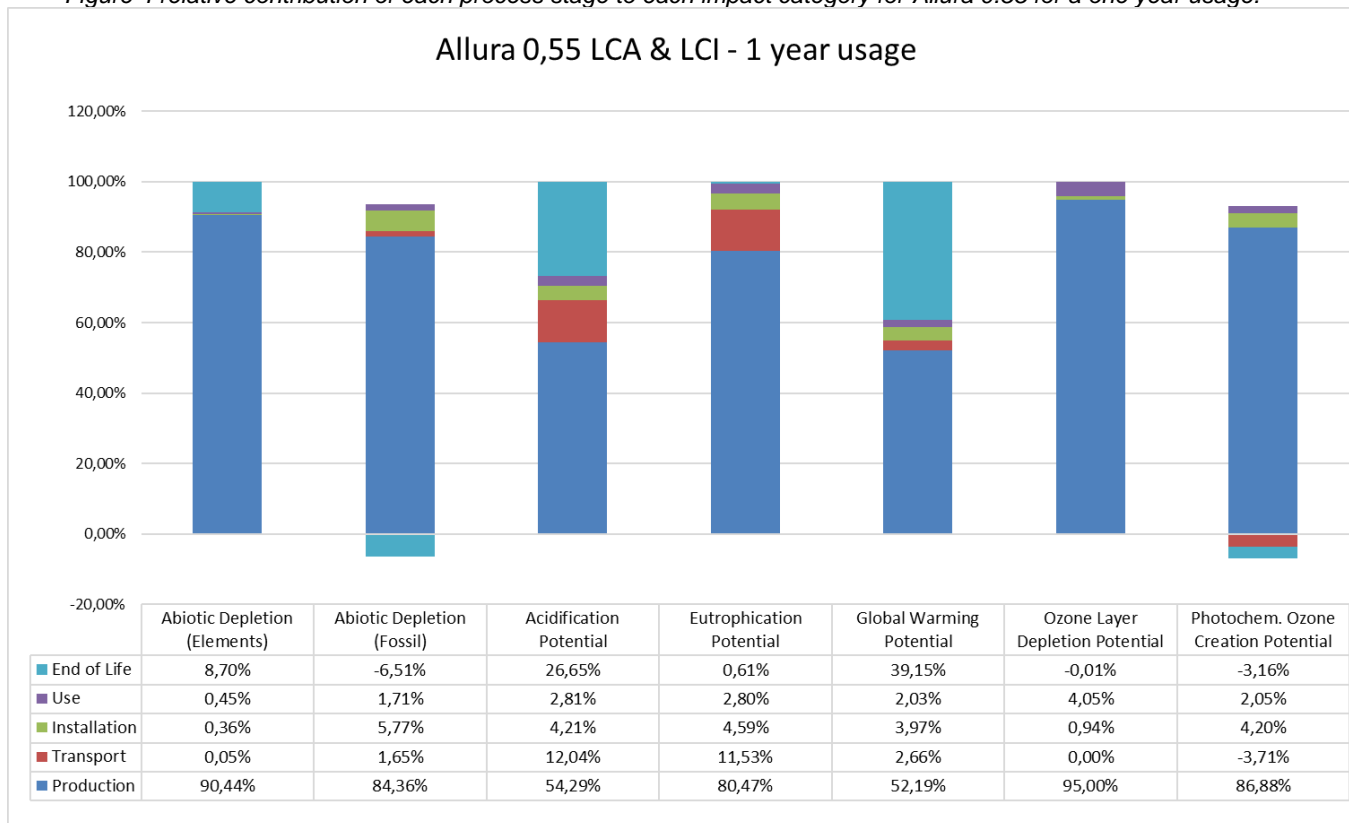


FLOORING SYSTEMS

Luxury Vinyl Tile – Allura 0.7 & 0.55  
Resilient Heterogeneous Vinyl Floor Covering

According to ISO 14025 and EN 15804

Figure 4 relative contribution of each process stage to each impact category for Allura 0.55 for a one year usage.



## Interpretation

The interpretation of the results has been carried out considering the assumptions and limitations declared in the EPD, both methodology- and data-related for a one year usage.

In all of the impact categories the production stage has the main contribution to the overall impact. The raw material supply is the key contributor for all of these impact categories with a share of 79 – 98% of the total impact of the production stage. Main contributors for the raw materials are the production of PVC and plasticizers.

Although Forbo declares in the EPD a worldwide distribution by truck (985 km) and container ship (2130 km) the transport stage has a limited effect on most of the impacts. Only AP and EP have a significant share of 11-12% which is mainly due to the ocean ship used for transporting the material overseas.

For AP, EP, GWP, POCP, and ADPF the adhesive as main contributor for the flooring installation has a minor impact of 4 – 6% of the total environmental impact of Allura.

In the Use stage ADPF, AP, EP, GWP, ODP and POCP have a share between 1.5 to 4% of the total impacts. This is mainly caused by the electricity needed to vacuum the floor and to a lower extent by the detergent used to clean the floor. The cleaning regime used in the calculations is a worst case scenario which will be in practice almost always be

# ENVIRONMENTAL PRODUCT DECLARATION



FLOORING SYSTEMS

Luxury Vinyl Tile – Allura 0.7 & 0.55  
Resilient Heterogeneous Vinyl Floor Covering

According to ISO 14025 and EN 15804

lower.

Energy recovery from incineration and the respective energy substitution at the end of life results in a small credit for ADPF and POCP in the End of Life stage. For EP and ODP the End of Life stage has a very small impact on the total. This is mainly due to the fact that the waste at the End of Life stage is considered as being incinerated.

For GWP, ADPE and AP the End of Life stage has got a big influence of respectively 39, 9 and 27% on the total impacts of these impact categories. Also for these three categories this is caused by the incineration of the waste at the End of Life stage.

## Resource use

In table 12 and 13 the parameters describing resource use are presented for all the life cycle stages for a one year usage.

Table 12 : Results of the LCA – Resource use for Allura 0.70 (one year)

Parameter	Unit	Manufacturing	Installation		Use (1yr)	End of Life			Credits
		A1-3	A4	A5	B2	C1	C2	C3	D
PERE	[MJ]	3,18E+01	-	-	-	-	-	-	-
PERM	[MJ]	0,00E+00	-	-	-	-	-	-	-
PERT	[MJ]	3,18E+01	1,49E-01	4,82E-01	1,58E+00	5,14E-02	1,89E-02	3,17E+00	-7,70E+00
PENRE	[MJ]	1,89E+02	-	-	-	-	-	-	-
PENRM	[MJ]	3,09E+01	-	-	-	-	-	-	-
PENRT	[MJ]	2,19E+02	3,90E+00	1,38E+01	5,40E+00	1,37E-01	3,42E-01	1,75E+01	-4,00E+01
SM	[kg]	4,31E-01	0,00E+00	0,00E+00	0,00E+00	0,00E+00	0,00E+00	0,00E+00	0,00E+00
RSF	[MJ]	5,40E-07	1,42E-29	5,98E-21	3,48E-24	0,00E+00	1,85E-30	1,24E-20	0,00E+00
NRSF	[MJ]	6,84E-06	2,15E-28	7,03E-20	4,09E-23	2,03E-31	2,80E-29	1,46E-19	-3,03E-29
FW	[m <sup>3</sup> ]	2,73E-02	2,75E-04	2,44E-03	2,38E-03	7,01E-05	3,47E-05	1,91E-02	-1,05E-02

PERE = Use of renewable primary energy excluding renewable primary energy resources used as raw materials; PERM = Use of renewable primary energy resources used as raw materials; PERT = Total use of renewable primary energy resources; PENRE = Use of non-renewable primary energy excluding non-renewable primary energy resources used as raw materials; PENRM = Use of non-renewable primary energy resources used as raw materials; PENRT = Total use of non-renewable primary energy resources; SM = Use of secondary material; RSF = Use of renewable secondary fuels; NRSF = Use of non-renewable secondary fuels; FW = Use of net fresh water

Table 13 : Results of the LCA – Resource use for Allura 0.55 (one year)

Parameter	Unit	Manufacturing	Installation		Use (1yr)	End of Life			Credits
		A1-3	A4	A5	B2	C1	C2	C3	D
PERE	[MJ]	2,59E+01	-	-	-	-	-	-	-
PERM	[MJ]	0,00E+00	-	-	-	-	-	-	-
PERT	[MJ]	2,59E+01	1,30E-01	4,22E-01	1,58E+00	4,50E-02	1,65E-02	2,77E+00	-6,74E+00
PENRE	[MJ]	1,54E+02	-	-	-	-	-	-	-
PENRM	[MJ]	3,07E+01	-	-	-	-	-	-	-
PENRT	[MJ]	1,85E+02	3,41E+00	1,21E+01	5,40E+00	1,20E-01	2,99E-01	1,53E+01	-3,50E+01
SM	[kg]	3,51E-01	0,00E+00	0,00E+00	0,00E+00	0,00E+00	0,00E+00	0,00E+00	0,00E+00
RSF	[MJ]	4,44E-07	1,24E-29	5,24E-21	3,48E-24	0,00E+00	1,62E-30	1,09E-20	0,00E+00
NRSF	[MJ]	5,63E-06	1,89E-28	6,15E-20	4,09E-23	1,78E-31	2,45E-29	1,28E-19	-2,65E-29
FW	[m <sup>3</sup> ]	2,35E-02	2,41E-04	2,14E-03	2,38E-03	6,14E-05	3,04E-05	1,67E-02	-9,19E-03

PERE = Use of renewable primary energy excluding renewable primary energy resources used as raw materials; PERM = Use of renewable primary energy resources used as raw materials; PERT = Total use of renewable primary energy resources; PENRE = Use of non-renewable primary energy excluding non-renewable primary energy resources used as raw materials; PENRM = Use of non-renewable primary energy resources used as raw materials; PENRT = Total use of non-renewable primary energy resources; SM = Use of secondary material; RSF = Use of renewable secondary fuels; NRSF = Use of non-renewable secondary fuels; FW = Use of net fresh water



# ENVIRONMENTAL PRODUCT DECLARATION



FLOORING SYSTEMS

Luxury Vinyl Tile – Allura 0.7 & 0.55  
Resilient Heterogeneous Vinyl Floor Covering

According to ISO 14025 and EN 15804

## Waste categories and output flows

In table 14 and 15 other environmental information describing different waste categories and output flows are presented for all the life cycle stages.

Table 14: Results of the LCA – Output flows and Waste categories for Allura 0.70 (one year)

Parameter	Unit	Manufacturing	Transport	Installation	Use (1yr)	End of Life/credits			
		A1-3	A4	A5	B2	C1	C2	C3	D
HWD	[kg]	1,56E-03	1,52E-07	4,18E-09	2,17E-09	6,42E-11	1,98E-08	1,11E-07	-1,63E-08
NHWD	[kg]	2,80E-01	2,28E-04	4,81E-03	1,30E-02	9,64E-05	2,86E-05	5,72E+00	-1,71E-02
RWD	[kg]	4,19E-03	5,12E-06	1,20E-04	7,17E-04	2,27E-05	4,68E-07	6,87E-04	-3,38E-03
CRU	[kg]	0,00E+00	0,00E+00	0,00E+00	0,00E+00	0,00E+00	0,00E+00	0,00E+00	0,00E+00
MFR	[kg]	0,00E+00	0,00E+00	0,00E+00	0,00E+00	0,00E+00	0,00E+00	0,00E+00	0,00E+00
MER	[kg]	0,00E+00	0,00E+00	0,00E+00	0,00E+00	0,00E+00	0,00E+00	0,00E+00	0,00E+00
EE Power	[MJ]	0,00E+00	0,00E+00	2,45E-01	0,00E+00	0,00E+00	0,00E+00	9,44E+00	0,00E+00
EE Thermal energy	[MJ]	0,00E+00	0,00E+00	4,41E-01	0,00E+00	0,00E+00	0,00E+00	1,72E+01	0,00E+00

HWD = Hazardous waste disposed; NHWD = Non-hazardous waste disposed; RWD = Radioactive waste disposed; CRU = Components for re-use; MFR = Materials for recycling; MER = Materials for energy recovery; EE = Exported energy per energy carrier

Table 15: Results of the LCA – Output flows and Waste categories for Allura 0.55 (one year)

Parameter	Unit	Manufacturing	Transport	Installation	Use (1yr)	End of Life/credits			
		A1-3	A4	A5	B2	C1	C2	C3	D
HWD	[kg]	1,37E-03	1,33E-07	3,66E-09	2,17E-09	5,62E-11	1,73E-08	9,71E-08	-1,43E-08
NHWD	[kg]	2,12E-01	2,00E-04	4,21E-03	1,30E-02	8,44E-05	2,51E-05	5,00E+00	-1,50E-02
RWD	[kg]	3,57E-03	4,48E-06	1,05E-04	7,17E-04	1,99E-05	4,10E-07	6,02E-04	-2,96E-03
CRU	[kg]	0,00E+00	0,00E+00	0,00E+00	0,00E+00	0,00E+00	0,00E+00	0,00E+00	0,00E+00
MFR	[kg]	0,00E+00	0,00E+00	0,00E+00	0,00E+00	0,00E+00	0,00E+00	0,00E+00	0,00E+00
MER	[kg]	0,00E+00	0,00E+00	0,00E+00	0,00E+00	0,00E+00	0,00E+00	0,00E+00	0,00E+00
EE Power	[MJ]	0,00E+00	0,00E+00	2,15E-01	0,00E+00	0,00E+00	0,00E+00	8,27E+00	0,00E+00
EE Thermal energy	[MJ]	0,00E+00	0,00E+00	3,86E-01	0,00E+00	0,00E+00	0,00E+00	1,51E+01	0,00E+00

HWD = Hazardous waste disposed; NHWD = Non-hazardous waste disposed; RWD = Radioactive waste disposed; CRU = Components for re-use; MFR = Materials for recycling; MER = Materials for energy recovery; EE = Exported energy per energy carrier

## Additional Environmental Information

To be fully transparent Forbo Flooring does not only want to declare the environmental impacts required in the PCR, but also the impacts on human health and eco-toxicity. Furthermore the outcome of the calculations according to the European Standard EN15804 are published in this section.

### Toxicity

For this calculation the USEtox™ model is used as being the globally recommended preferred model for characterization modeling of human and eco-toxic impacts in LCIA by the United Nations Environment Programme SETAC Life Cycle Initiative.



# ENVIRONMENTAL PRODUCT DECLARATION



FLOORING SYSTEMS

Luxury Vinyl Tile – Allura 0.7 & 0.55  
Resilient Heterogeneous Vinyl Floor Covering

According to ISO 14025 and EN 15804

According to the "ILCD Handbook: Recommendations for Life Cycle Impact Assessment in the European context" the recommended characterization models and associated characterization factors are classified according to their quality into three levels:

- Level I (recommended and satisfactory),
- level II (recommended but in need of some improvements)
- level III (recommended, but to be applied with caution).

A mixed classification sometimes is related to the application of the classified method to different types of substances. USEtoxTM is classified as Level II / III, unlike for example the CML impact categories which are classified as Level I.

Table 16: Results of the LCA – Environmental impacts one lifecycle (one year) – Allura

Impact Category : USEtox	Allura 0.70	Allura 0.55	Unit
Eco toxicity	1,47E-02	1,25E-02	PAF m3.day
Human toxicity, cancer	3,30E-09	2,79E-09	Cases
Human toxicity, non-canc.	1,39E-09	1,19E-09	Cases

In the following tables the impacts are subdivided into the lifecycle stages.

Table 17: Results of the LCA – Environmental impact for Allura 0.70 (one year)

Impact Category : USEtox	Unit	Production	Transport	Installation	Use (1yr)	End of Life
Eco toxicity	PAF m3.day	1,20E-02	9,07E-04	1,39E-03	4,43E-04	-6,13E-05
Human toxicity, cancer	cases	3,38E-09	8,58E-13	2,46E-11	1,23E-11	-1,11E-10
Human toxicity, non-canc.	cases	1,30E-09	3,71E-13	8,96E-11	7,13E-13	-2,67E-12

Table 18: Results of the LCA – Environmental impact for Allura 0.55 (one year)

Impact Category : USEtox	Unit	Production	Transport	Installation	Use (1yr)	End of Life
Eco toxicity	PAF m3.day	1,01E-02	7,94E-04	1,21E-03	4,43E-04	-5,37E-05
Human toxicity, cancer	cases	2,86E-09	7,52E-13	2,15E-11	1,23E-11	-9,74E-11
Human toxicity, non-canc.	cases	1,12E-09	3,25E-13	7,84E-11	7,13E-13	-2,33E-12

## Interpretation

The interpretation of the results has been carried out considering the assumptions and limitations declared in the EPD, both methodology- and data-related for a one year usage.

In all the Toxicity categories the production stage is the main contributor to the total overall impact. The raw material supply has a share of 80-96% of the production stage, mainly caused by the manufacturing of PVC.

The transport stage is negligible for Human toxicity (cancer) and Human toxicity (non-canc.). For Ecotoxicity it has a relatively minor impact of 6%, mainly caused by the use of diesel for the trucks.

The adhesive used for the installation of Allura is the dominant contributor for all toxicity categories, where especially Ecotoxicity is having a significant share of almost 10% over the total impacts of the life cycles.



ENVIRONMENTAL PRODUCT DECLARATION



FLOORING SYSTEMS

Luxury Vinyl Tile – Allura 0.7 & 0.55  
Resilient Heterogeneous Vinyl Floor Covering

According to ISO 14025 and EN 15804

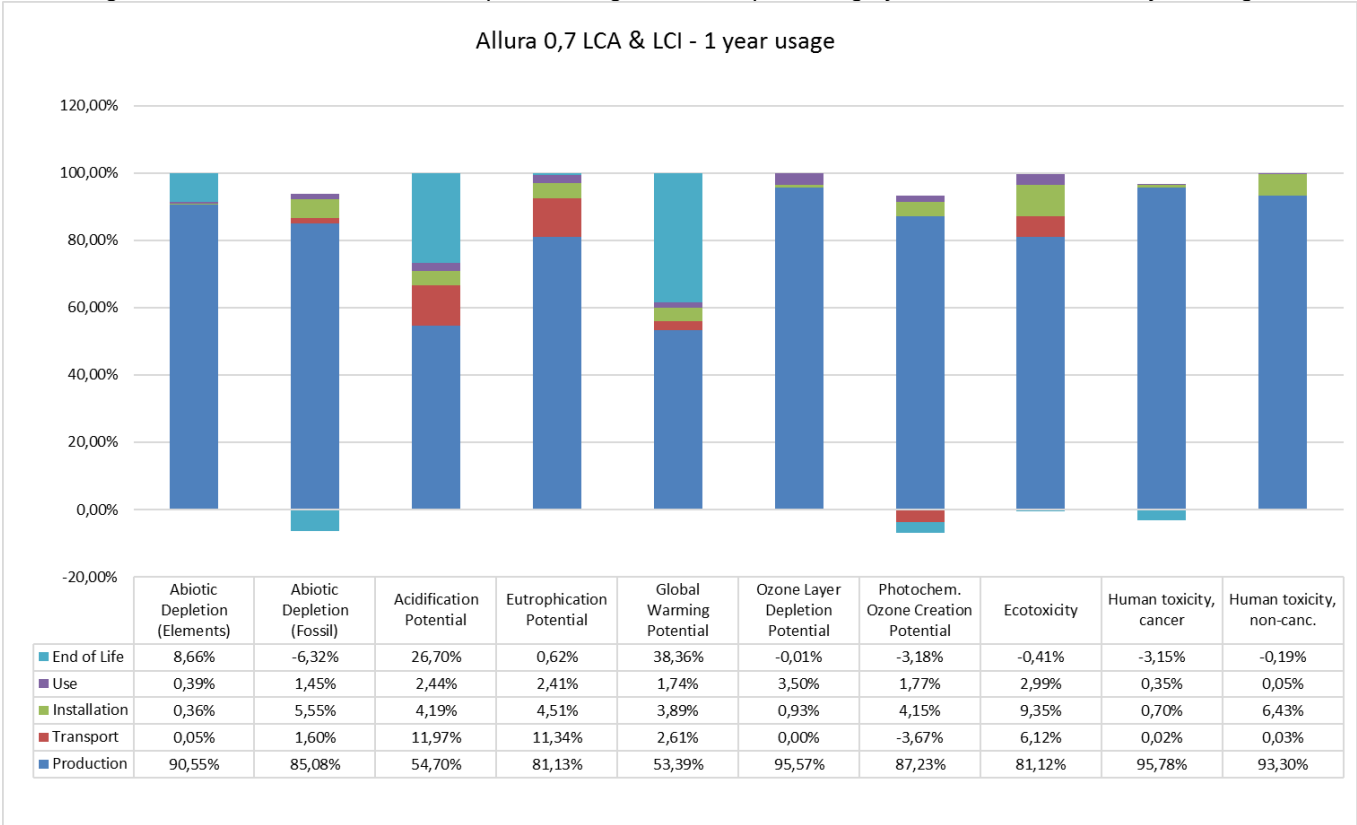
The Use stage has a minor impact for all three impact categories. This is mainly due to the use of electricity and detergent for the cleaning of the floor. The cleaning regime used in the calculations is a worst case scenario which will be in practice almost always be lower.

Energy recovery from incineration and the respective energy substitution at the end of life results in a very small credit for all three toxicity categories.

Interpretation main modules and flows

The interpretation of the main modules and flows contributing to the total impact in each category is presented in following figures and tables.

Figure 5: relative contribution of each process stage to each impact category for Allura 0.7 for a one year usage.



# ENVIRONMENTAL PRODUCT DECLARATION



FLOORING SYSTEMS

Luxury Vinyl Tile – Allura 0.7 & 0.55  
Resilient Heterogeneous Vinyl Floor Covering

According to ISO 14025 and EN 15804

Table 19: Main modules and flows contributing to the total impact in each impact category for Allura 0.7 for a one year usage

Impact Category	Stage	Module		Main contributor	Main contributing flows
GWP	Production	Raw Material Extraction	7.70 kg CO <sub>2</sub> -equiv.	DOTP (1.76 kg CO <sub>2</sub> -eq.) PVC (4.39 kg CO <sub>2</sub> -eq.) Dolomite (0.50 kg CO <sub>2</sub> -eq.)	Production : Inorganic emissions to air, Carbon dioxide
		Transport of Raw materials	0.02 kg CO <sub>2</sub> -equiv.	Means of transport (truck, container ship) and their fuels	
		Manufacturing	2.03 kg CO <sub>2</sub> -equiv.	100% Thermal energy	
	Transport	Transport Gate to User		Means of transport (truck, container ship) and their fuels	Transport & Installation : Inorganic emissions to air, Carbon dioxide
	Installation	Installation		81% Adhesive 19% Disposal of PVC installation waste	
	Use	Use		72% Electricity 18% Detergent	Use : Inorganic emissions to air, Carbon dioxide
	EOL	EOL		Incineration and land filling of post-consumer Allura Energy substitution from incineration	EOL : Inorganic emissions to air, Carbon dioxide
ODP	Production	Raw Material Extraction	98%	85% DOTP	Production : Halogenated organic emissions to air, R11 (trichlorofluoromethane), R114 (Dichlorotetrafluorethane), R12 (Dichlorodifluoromethane)
		Transport of Raw materials	< 0.01%	Means of transport (truck, container ship) and their fuels	
		Manufacturing	2%	100% Paper and cardboard packaging	
	Transport	Transport Gate to User		Means of transport (truck, container ship) and their fuels	Transport & Installation : Halogenated organic emissions to air, R114 (Dichlorotetrafluorethane)
	Installation	Installation		100% Adhesive	
	Use	Use		100% Detergent	Use : Halogenated organic emissions to air, R11 (trichlorofluoromethane), R114 (Dichlorotetrafluorethane), R12 (Dichlorodifluoromethane)
	EOL	EOL		Incineration and land filling of post-consumer Allura Energy substitution from incineration	EOL: Halogenated organic emissions to air, R22 (chlorodifluoromethane)
AP	Production	Raw Material Extraction	95%	43% PVC 19% DOTP 6% TiO <sub>2</sub>	Production : Inorganic emissions to air, NO <sub>x</sub> and Sulphur dioxide Production : Inorganic emissions to fresh water, Hydrogen chloride
		Transport of Raw materials	<0.5%	Means of transport (truck, container ship) and their fuels	
		Manufacturing	5%	76% Thermal energy	
	Transport	Transport Gate to User		Means of transport (truck, container ship) and their fuels	Transport & Installation : Inorganic emissions to air, NO <sub>x</sub> and Sulphur dioxide
	Installation	Installation		94% Adhesive	
	Use	Use		83% Electricity 12% Detergent	Use : Inorganic emissions to air, NO <sub>x</sub> and Sulphur dioxide
	EOL	EOL		Incineration and land filling of post-consumer Allura Energy substitution from incineration	EOL : Inorganic emissions to air, Hydrogen chloride, NO <sub>x</sub> and Sulphur dioxide
EP	Production	Raw Material Extraction	90%	40% Fat acid ester 31% PVC 10% DOTP	Production : Inorganic emissions to air, Ammonia, NO <sub>x</sub> Production : Inorganic emissions to fresh water, Nitrate, Nitrogen
		Transport of Raw materials	< 0.5%	Means of transport (truck, container ship) and their fuels	
		Manufacturing	10%	40% Thermal energy	



# ENVIRONMENTAL PRODUCT DECLARATION



FLOORING SYSTEMS

Luxury Vinyl Tile – Allura 0.7 & 0.55  
Resilient Heterogeneous Vinyl Floor Covering

According to ISO 14025 and EN 15804

Impact Category	Stage	Module		Main contributor	Main contributing flows
				43% Waste water treatment	
	Transport	Transport Gate to User		Means of transport (truck, container ship) and their fuels	Transport & Installation : Inorganic emissions to air, NO <sub>x</sub>
	Installation	Installation		91% Adhesive	Transport & Installation : Inorganic emissions to fresh water, Ammonium / ammonia
	Use	Use		57% Electricity 16% Detergent 27% Waste water treatment	Use : Inorganic emissions to air, NO <sub>x</sub> Use : Inorganic emissions to fresh water, Ammonium / ammonia, Nitrate
	EOL	EOL		Incineration and land filling of post-consumer Allura Energy substitution from incineration	EOL : Inorganic emissions to air, NO <sub>x</sub> and Ammonia
POCP	Production	Raw Material Extraction	93%	57% PVC 17% DOTP 19% Benzoates	Production : Inorganic emissions to air, Carbon monoxide, NO <sub>x</sub> , Sulphur dioxide Production : Halogenated organic emissions to air, Butane (n-butane), NMVOC (Unspecified), Propane, Methane
		Transport of Raw materials	1%	Means of transport (truck, container ship) and their fuels	
		Manufacturing	6%	92% Thermal energy	
	Transport	Transport Gate to User		Means of transport (truck, container ship) and their fuels	Transport & Installation : Inorganic emissions to air, Carbon monoxide, NO <sub>x</sub> , Sulphur dioxide
	Installation	Installation		97% Adhesive	Transport & Installation : Halogenated organic emissions to air, NMVOC (Unspecified),
	Use	Use		74% electricity 22% Detergent	Use : Inorganic emissions to air, Sulphur dioxide, Nitrogen dioxide
	EOL	EOL		Incineration and land filling of post-consumer Allura Energy substitution from incineration	EOL : Inorganic emissions to air, Carbon monoxide, NO <sub>x</sub> , Sulphur dioxide EOL : Organic emissions to air (Group VOC), NMVOC (Unspecified)
ADPe	Production	Raw Material Extraction	98%	47% PVC 22% BaZn stabilizer 24% Glass fiber	Production : Nonrenewable resources, Colemanite ore, Sodium chloride (Rock salt) Production : Nonrenewable elements, Lead, Copper
		Transport of Raw materials	<0,01%	Means of transport (truck, container ship) and their fuels	
		Manufacturing	2%	84% Electricity	
	Transport	Transport Gate to User		Means of transport (truck, container ship) and their fuels	Transport & Installation : Nonrenewable resources, Sodium chloride (rock salt)
	Installation	Installation		99% Adhesive	Transport & Installation : Nonrenewable elements, Lead, Silver, Copper
	Use	Use		76% Electricity 19% Detergent	Use : Nonrenewable resources, Sodium chloride (Rock salt) Use : Nonrenewable elements, Copper
	EOL	EOL		Incineration and land filling of post-consumer Allura Energy substitution from incineration	EOL : Nonrenewable resources, Magnesium chloride leach (40%)
ADPf	Production	Raw Material Extraction	83%	58% PVC 26% DOTP	Production : Crude oil resource, Crude oil (in MJ) Production : Natural gas (resource), Natural gas (in MJ)
		Transport of Raw materials	<0.2%	Means of transport (truck, container ship) and their fuels	
		Manufacturing	17%	98% Thermal energy	
	Transport	Transport Gate to User		Means of transport (truck, container ship) and their fuels	Transport & Installation : Crude oil (resource)
	Installation	Installation		99% Adhesive	Transport & Installation : Natural gas (resource),
	Use	Use		69% electricity	Use : Hard coal (resource), Natural gas





# ENVIRONMENTAL PRODUCT DECLARATION



FLOORING SYSTEMS

Luxury Vinyl Tile – Allura 0.7 & 0.55  
Resilient Heterogeneous Vinyl Floor Covering

According to ISO 14025 and EN 15804

Impact Category	Stage	Module		Main contributor	Main contributing flows
Eco toxicity	Production	Raw Material Extraction	89%	30% Detergent Incineration and land filling of post-consumer Allura Energy substitution from incineration	(resource), Hard coal (resource) EOL : Hard coal (resource), Natural gas (resource), Lignite (resource), Crude oil (resource)
		Transport of Raw materials	1%	82% PVC 10% DOTP Means of transport (truck, container ship) and their fuels	Production : Hydrocarbons to fresh water, Phenol (hydroxy benzene), Anthracene, Benzene, Toluene (Methyl benzene)
		Manufacturing	10%	46% Thermal energy 52% Paper and cardboard packaging	Production : Pesticides to fresh water, Alachlor
	Transport	Transport Gate to User		Means of transport (truck, container ship) and their fuels	Transport & installation : Hydrocarbons to fresh water, Phenol (hydroxy benzene), Anthracene, Benzene, Toluene (Methyl benzene), Methanol
	Installation	Installation		99% Adhesive	Transport & installation : Pesticides to fresh water, Alachlor
	Use	Use		10% Detergent 88% Electricity	Use : Hydrocarbons to fresh water, Phenol (hydroxy benzene), Anthracene, Benzene, Toluene (Methyl benzene) Use : Pesticides to fresh water, Alachlor
	EOL	EOL		Incineration and land filling of post-consumer Allura Energy substitution from incineration	EOL : Hydrocarbons to fresh water, Phenol (hydroxy benzene), Anthracene, Benzene, Toluene (Methyl benzene) EOL : Pesticides to fresh water, Alachlor
Human toxicity, cancer	Production	Raw Material Extraction	87%	95% PVC	Production : Organic emissions to air (Group VOC), Vinyl chloride (VCM; chloroethene), Formaldehyde (Methanal)
		Transport of Raw materials	< 0.1%	Means of transport (truck, container ship) and their fuels	Transport & Installation : Organic emissions to air (Group VOC), Formaldehyde (Methanal)
		Manufacturing	13%	100% Thermal energy	
	Transport	Transport Gate to User		Means of transport (truck, container ship) and their fuels	Use : Organic emissions to air (Group VOC), Formaldehyde (Methanal)
	Installation	Installation		99% adhesive	
	Use	Use		84% Electricity 15% Detergent	EOL : Organic emissions to air (Group VOC), Formaldehyde (Methanal)
Human toxicity, non canc.	Production	Raw Material Extraction	99%	Incineration and land filling of post-consumer Allura Energy substitution from incineration	Production : Organic emissions to air (Group VOC), Vinyl chloride (VCM; chloroethene), Formaldehyde (Methanal)
		Transport of Raw materials	< 0.01%	Means of transport (truck, container ship) and their fuels	Production : Halogenated organic emissions to fresh water, Vinyl chloride (VCM; chloroethene)
		Manufacturing	1%	97% PVC 96% Thermal energy	Transport & Installation : Organic emissions to air (Group VOC), Formaldehyde (Methanal), Methyl Methacrylate (MMA)
	Transport	Transport Gate to User		Means of transport (truck, container ship) and their fuels	Use : Organic emissions to air (Group VOC), Formaldehyde (Methanal), Xylene (dimethyl benzene)
	Installation	Installation		100% adhesive	
	Use	Use		76% electricity 24% detergent	EOL : Organic emissions to air (Group VOC), Formaldehyde (Methanal)
	EOL	EOL		Incineration and land filling of post-consumer Allura Energy substitution from incineration	



# ENVIRONMENTAL PRODUCT DECLARATION



FLOORING SYSTEMS

Luxury Vinyl Tile – Allura 0.7 & 0.55  
Resilient Heterogeneous Vinyl Floor Covering

According to ISO 14025 and EN 15804

Figure 6 relative contribution of each process stage to each impact category for Allura 0.55 for a one year usage.



Table 20 Main modules and flows contributing to the total impact in each impact category for Allura 0.55 for a one year usage

Impact Category	Stage	Module		Main contributor	Main contributing flows
GWP	Production	Raw Material Extraction	6.66 kg CO <sub>2</sub> -equiv.	DOTP (1.50 kg CO <sub>2</sub> -eq.) PVC (3.69 kg CO <sub>2</sub> -eq.) Dolomite (0.53 kg CO <sub>2</sub> -eq.)	Production : Inorganic emissions to air, Carbon dioxide
		Transport of Raw materials	0.02 kg CO <sub>2</sub> -equiv.	Means of transport (truck, container ship) and their fuels	
		Manufacturing	1.50 kg CO <sub>2</sub> -equiv.	100% Thermal energy	
	Transport	Transport Gate to User		Means of transport (truck, container ship) and their fuels	Transport & Installation : Inorganic emissions to air, Carbon dioxide
	Installation	Installation		81% Adhesive 19% Disposal of PVC installation waste	
	Use	Use		72% Electricity 18% Detergent	Use : Inorganic emissions to air, Carbon dioxide
	EOL	EOL		Incineration and land filling of post-consumer Allura Energy substitution from incineration	EOL : Inorganic emissions to air, Carbon dioxide
ODP	Production	Raw Material Extraction	98%	85% DOTP	Production : Halogenated organic emissions to air, R11 (trichlorofluoromethane),

# ENVIRONMENTAL PRODUCT DECLARATION



FLOORING SYSTEMS

Luxury Vinyl Tile – Allura 0.7 & 0.55  
Resilient Heterogeneous Vinyl Floor Covering

According to ISO 14025 and EN 15804

Impact Category	Stage	Module		Main contributor	Main contributing flows
		Transport of Raw materials	< 0.01%	Means of transport (truck, container ship) and their fuels	R114 (Dichlorotetrafluorethane), R12 (Dichlorodifluoromethane)
		Manufacturing	2%	100% Paper and cardboard packaging	
	Transport	Transport Gate to User		Means of transport (truck, container ship) and their fuels	Transport & Installation : Halogenated organic emissions to air, R114 (Dichlorotetrafluorethane)
	Installation	Installation		100% Adhesive	
	Use	Use		100% Detergent	Use : Halogenated organic emissions to air, R11 (trichlorofluoromethane), R114 (Dichlorotetrafluorethane), R12 (Dichlorodifluoromethane)
	EOL	EOL		Incineration and land filling of post-consumer Allura Energy substitution from incineration	EOL: Halogenated organic emissions to air, R22 (chlorodifluoromethane)
AP	Production	Raw Material Extraction	95%	41% PVC 19% DOTP 7% TiO2	Production : Inorganic emissions to air, NO <sub>x</sub> and Sulphur dioxide Production : Inorganic emissions to fresh water, Hydrogen chloride
		Transport of Raw materials	<0.5%	Means of transport (truck, container ship) and their fuels	
		Manufacturing	5%	76% Thermal energy	
	Transport	Transport Gate to User		Means of transport (truck, container ship) and their fuels	Transport & Installation : Inorganic emissions to air, NO <sub>x</sub> and Sulphur dioxide
	Installation	Installation		94% Adhesive	
	Use	Use		83% Electricity 12% Detergent	Use : Inorganic emissions to air, NO <sub>x</sub> and Sulphur dioxide
EP	Production	Raw Material Extraction	89%	39% Fat acid ester 31% PVC 10% DOTP	Production : Inorganic emissions to air, Ammonia, NO <sub>x</sub> Production : Inorganic emissions to fresh water, Nitrate, Nitrogen
		Transport of Raw materials	< 0.5%	Means of transport (truck, container ship) and their fuels	
		Manufacturing	10%	35% Thermal energy 48% Waste water treatment	
	Transport	Transport Gate to User		Means of transport (truck, container ship) and their fuels	Transport & Installation : Inorganic emissions to air, NO <sub>x</sub> Transport & Installation : Inorganic emissions to fresh water, Ammonium / ammonia
	Installation	Installation		91% Adhesive	
	Use	Use		57% Electricity 16% Detergent 27% Waste water treatment	Use : Inorganic emissions to air, NO <sub>x</sub> Use : Inorganic emissions to fresh water, Ammonium / ammonia, Nitrate
POCP	Production	Raw Material Extraction	94%	55% PVC 17% DOTP 20% Benzoates	Production : Inorganic emissions to air, Carbon monoxide, NO <sub>x</sub> , Sulphur dioxide Production : Halogenated organic emissions to air, Butane (n-butane), NMVOC (Unspecified), Propane, Methane
		Transport of Raw materials	1%	Means of transport (truck, container ship) and their fuels	
		Manufacturing	5%	91% Thermal energy	
	Transport	Transport Gate to User		Means of transport (truck, container ship) and their fuels	Transport & Installation : Inorganic emissions to air, Carbon monoxide, NO <sub>x</sub> , Sulphur dioxide Transport & Installation : Halogenated
	Installation	Installation		97% Adhesive	



# ENVIRONMENTAL PRODUCT DECLARATION



FLOORING SYSTEMS

Luxury Vinyl Tile – Allura 0.7 & 0.55  
Resilient Heterogeneous Vinyl Floor Covering

According to ISO 14025 and EN 15804

Impact Category	Stage	Module		Main contributor	Main contributing flows
					organic emissions to air, NMVOC (Unspecified),
	Use	Use		74% electricity 22% Detergent	Use : Inorganic emissions to air, Sulphur dioxide, Nitrogen dioxide
	EOL	EOL		Incineration and land filling of post-consumer Allura Energy substitution from incineration	EOL : Inorganic emissions to air, Carbon monoxide , NO <sub>x</sub> , Sulphur dioxide EOL : Organic emissions to air (Group VOC), NMVOC (Unspecified)
ADPe	Production	Raw Material Extraction	98%	45% PVC 21% BaZn stabilizer 27% Glass fiber	Production : Nonrenewable resources, Colemanite ore, Sodium chloride (Rock salt) Production : Nonrenewable elements, Lead, Copper
		Transport of Raw materials	<0,01%	Means of transport (truck, container ship) and their fuels	
		Manufacturing	2%	83% Electricity	
	Transport	Transport Gate to User		Means of transport (truck, container ship) and their fuels	Transport & Installation : Nonrenewable resources, Sodium chloride (rock salt) Transport & Installation : Nonrenewable elements, Lead, Silver, Copper
	Installation	Installation		99% Adhesive	
	Use	Use		76% Electricity 19% Detergent	Use : Nonrenewable resources, Sodium chloride (Rock salt) Use : Nonrenewable elements, Copper
	EOL	EOL		Incineration and land filling of post-consumer Allura Energy substitution from incineration	EOL : Nonrenewable resources, Magnesium chloride leach (40%)
ADPf	Production	Raw Material Extraction	84%	56% PVC 26% DOTP	Production : Crude oil resource, Crude oil (in MJ) Production : Natural gas (resource), Natural gas (in MJ)
		Transport of Raw materials	<0.2%	Means of transport (truck, container ship) and their fuels	
		Manufacturing	16%	97% Thermal energy	
	Transport	Transport Gate to User		Means of transport (truck, container ship) and their fuels	Transport & Installation : Crude oil (resource)
	Installation	Installation		99% Adhesive	Transport & Installation : Natural gas (resource),
	Use	Use		69% electricity 30% Detergent	Use : Hard coal (resource), Natural gas (resource), Hard coal (resource)
	EOL	EOL		Incineration and land filling of post-consumer Allura Energy substitution from incineration	EOL : Hard coal (resource), Natural gas (resource), Lignite (resource), Crude oil (resource)
Eco toxicity	Production	Raw Material Extraction	89%	81% PVC 10% DOTP	Production : Hydrocarbons to fresh water, Phenol (hydroxy benzene), Anthracene, Benzene, Toluene (Methyl benzene) Production : Pesticides to fresh water, Alachlor
		Transport of Raw materials	1%	Means of transport (truck, container ship) and their fuels	
		Manufacturing	10%	40% Thermal energy 58% Paper and cardboard packaging	
	Transport	Transport Gate to User		Means of transport (truck, container ship) and their fuels	Transport & installation : Hydrocarbons to fresh water, Phenol (hydroxy benzene), Anthracene, Benzene, Toluene (Methyl benzene), Methanol Transport & installation : Pesticides to fresh water, Alachlor
	Installation	Installation		99% Adhesive	
	Use	Use		10% Detergent 88% Electricity	Use : Hydrocarbons to fresh water, Phenol (hydroxy benzene), Anthracene, Benzene, Toluene (Methyl benzene) Use : Pesticides to fresh water, Alachlor
	EOL	EOL		Incineration and land filling of	EOL : Hydrocarbons to fresh water, Phenol

# ENVIRONMENTAL PRODUCT DECLARATION



FLOORING SYSTEMS

Luxury Vinyl Tile – Allura 0.7 & 0.55  
Resilient Heterogeneous Vinyl Floor Covering

According to ISO 14025 and EN 15804

Impact Category	Stage	Module		Main contributor	Main contributing flows
				post-consumer Allura Energy substitution from incineration	(hydroxy benzene), Anthracene, Benzene, Toluene (Methyl benzene) EOL : Pesticides to fresh water, Alachlor
Human toxicity, cancer	Production	Raw Material Extraction	88%	95% PVC	Production : Organic emissions to air (Group VOC), Vinyl chloride (VCM; chloroethene), Formaldehyde (Methanal)
		Transport of Raw materials	< 0.1%	Means of transport (truck, container ship) and their fuels	
		Manufacturing	12%	100% Thermal energy	
	Transport	Transport Gate to User		Means of transport (truck, container ship) and their fuels	Transport & Installation : Organic emissions to air (Group VOC), Formaldehyde (Methanal)
	Installation	Installation		99% adhesive	
	Use	Use		84% Electricity 15% Detergent	Use : Organic emissions to air (Group VOC), Formaldehyde (Methanal)
	EOL	EOL		Incineration and land filling of post-consumer Allura Energy substitution from incineration	EOL : Organic emissions to air (Group VOC), Formaldehyde (Methanal)
Human toxicity, non canc.	Production	Raw Material Extraction	100%	97% PVC	Production : Organic emissions to air (Group VOC), Vinyl chloride (VCM; chloroethene), Formaldehyde (Methanal) Production : Halogenated organic emissions to fresh water, Vinyl chloride (VCM; chloroethene)
		Transport of Raw materials	< 0.01%	Means of transport (truck, container ship) and their fuels	
		Manufacturing	< 0.5%	96% Thermal energy	
	Transport	Transport Gate to User		Means of transport (truck, container ship) and their fuels	Transport & Installation : Organic emissions to air (Group VOC), Formaldehyde (Methanal), Methyl Methacrylate (MMA)
	Installation	Installation		100% adhesive	
	Use	Use		76% electricity 24% detergent	Use : Organic emissions to air (Group VOC), Formaldehyde (Methanal), Xylene (dimethyl benzene)
	EOL	EOL		Incineration and land filling of post-consumer Allura Energy substitution from incineration	EOL : Organic emissions to air (Group VOC), Formaldehyde (Methanal)

## Description of Selected Impact Categories

### Abiotic Depletion Potential

The abiotic depletion potential covers all natural resources such as metal containing ores, crude oil and mineral raw materials. Abiotic resources include all raw materials from non-living resources that are non-renewable. This impact category describes the reduction of the global amount of non-renewable raw materials. Non-renewable means a time frame of at least 500 years. This impact category covers an evaluation of the availability of natural elements in general, as well as the availability of fossil energy carriers.

ADP (elements) describes the quantity of non-energetic resources directly withdrawn from the geosphere. It reflects the scarcity of the materials in the geosphere and is expressed in Antimony equivalents. The characterization factors are published by the CML, Oers 2010.

Are fossil energy carriers included in the impact category, it is ADP (fossil). Fossil fuels are used similarly to the primary energy consumption; the unit is therefore also MJ. In contrast to the primary fossil energy ADP fossil does not contain uranium, because this does not count as a fossil fuel.

# ENVIRONMENTAL PRODUCT DECLARATION



FLOORING SYSTEMS

Luxury Vinyl Tile – Allura 0.7 & 0.55  
Resilient Heterogeneous Vinyl Floor Covering

According to ISO 14025 and EN 15804

## Primary energy consumption

Primary energy demand is often difficult to determine due to the various types of energy source. Primary energy demand is the quantity of energy directly withdrawn from the hydrosphere, atmosphere or geosphere or energy source without any anthropogenic change. For fossil fuels and uranium, this would be the amount of resource withdrawn expressed in its energy equivalent (i.e. the energy content of the raw material). For renewable resources, the energy-characterized amount of biomass consumed would be described. For hydropower, it would be based on the amount of energy that is gained from the change in the potential energy of water (i.e. from the height difference). As aggregated values, the following primary energies are designated:

The total **“Primary energy consumption non-renewable”**, given in MJ, essentially characterizes the gain from the energy sources natural gas, crude oil, lignite, coal and uranium. Natural gas and crude oil will both be used for energy production and as material constituents e.g. in plastics. Coal will primarily be used for energy production. Uranium will only be used for electricity production in nuclear power stations.

The total **“Primary energy consumption renewable”**, given in MJ, is generally accounted separately and comprises hydropower, wind power, solar energy and biomass. It is important that the end energy (e.g. 1 kWh of electricity) and the primary energy used are not miscalculated with each other; otherwise the efficiency for production or supply of the end energy will not be accounted for. The energy content of the manufactured products will be considered as feedstock energy content. It will be characterized by the net calorific value of the product. It represents the still usable energy content.

## Waste categories

There are various different qualities of waste. For example, waste can be classed according to German and European waste directives. The modeling principles have changed with the last GaBi4 database update in October 2006. Now all LCA data sets (electricity generation, raw material etc.) already contain the treatment of the waste with very low waste output at the end of the stage. So the amount of waste is predominantly caused by foreground processes during the production phase. This is important for the interpretation of waste amounts.

From a balancing point of view, it makes sense to divide waste into three categories. The categories overburden/tailings, industrial waste for municipal disposal and hazardous waste will be used.

**Overburden / tailings** in kg: This category consists of the layer which must be removed in order to access raw material extraction, ash and other raw material extraction conditional materials for disposal. Also included in this category are tailings such as inert rock, slag, red mud etc.

**Industrial waste for municipal disposal** in kg: This term contains the aggregated values of industrial waste for municipal waste according to 3. AbfVwV TA SiedIABf.

**Hazardous waste** in kg: This category includes materials that will be treated in a hazardous waste incinerator or hazardous waste landfill, such as painting sludge's, galvanic sludge's, filter dusts or other solid or liquid hazardous waste and radioactive waste from the operation of nuclear power plants and fuel rod production.

Global Warming Potential (GWP)



The mechanism of the greenhouse effect can be observed on a small scale, as the name suggests, in a greenhouse. These effects are also occurring on a global scale. The occurring short-wave radiation from the sun comes into contact with the earth's surface and is partly absorbed (leading to direct warming) and partly reflected as infrared radiation. The reflected part is absorbed by so-called greenhouse gases in the troposphere and is re-radiated in all directions, including back to earth. This results in a warming effect on the earth's surface.

In addition to the natural mechanism, the greenhouse effect is enhanced by human activities. Greenhouse gases that are considered to be caused, or increased, anthropogenically are, for example, carbon dioxide, methane and CFCs.

*Figure A1* shows the main processes of the anthropogenic greenhouse effect. An analysis of the greenhouse effect should consider the possible long term global effects.

The global warming potential is calculated in carbon dioxide equivalents (CO<sub>2</sub>-Eq.). This means that the greenhouse potential of an emission is given in relation to CO<sub>2</sub>. Since the residence time of the gases in the atmosphere is incorporated into the calculation, a time range for the assessment must also be specified. A period of 100 years is customary.

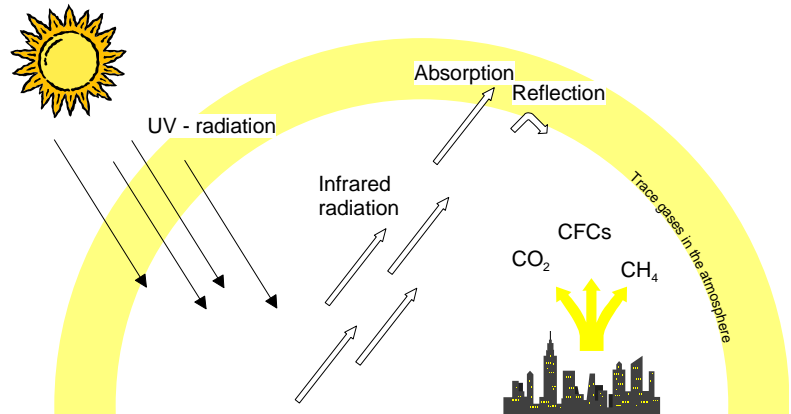


Figure A1: Greenhouse effect (KREISSIG 1999)

## Acidification Potential (AP)

The acidification of soils and waters predominantly occurs through the transformation of air pollutants into acids. This leads to a decrease in the pH-value of rainwater and fog from 5.6 to 4 and below. Sulphur dioxide and nitrogen oxide and their respective acids (H<sub>2</sub>SO<sub>4</sub> and HNO<sub>3</sub>) produce relevant contributions. This damages ecosystems, whereby forest dieback is the most well-known impact.

Acidification has direct and indirect damaging effects (such as nutrients being elutriated from soils or an increased solubility of metals into soils). But even buildings and building materials can be damaged. Examples include metals and natural stones which are corroded or disintegrated at an increased rate.

When analyzing acidification, it should be considered that although it is a global problem, the regional effects of acidification can vary. *Figure A2* displays the primary impact pathways of acidification.



The acidification potential is given in sulphur dioxide equivalents (SO<sub>2</sub>-Eq.). The acidification potential is described as the ability of certain substances to build and release H<sup>+</sup> - ions. Certain emissions can also be considered to have an acidification potential, if the given S-, N- and halogen atoms are set in proportion to the molecular mass of the emission. The reference substance is sulphur dioxide.

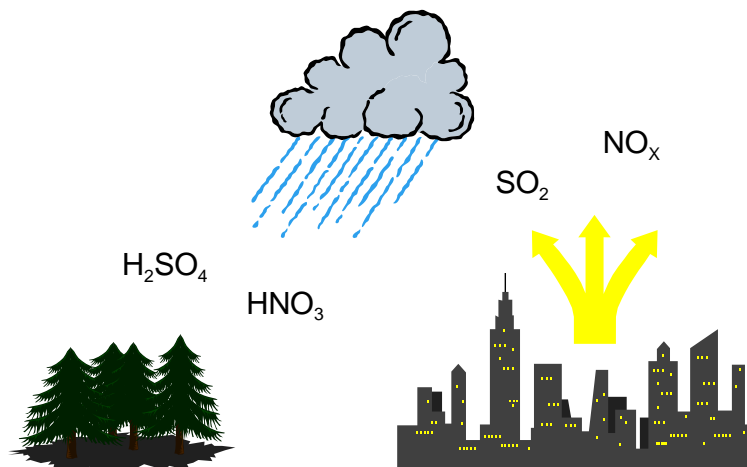


Figure A2: Acidification Potential (KREISSIG 1999)

## Eutrophication Potential (EP)

Eutrophication is the enrichment of nutrients in a certain place. Eutrophication can be aquatic or terrestrial. Air pollutants, waste water and fertilization in agriculture all contribute to eutrophication.

The result in water is an accelerated algae growth, which in turn, prevents sunlight from reaching the lower depths. This leads to a decrease in photosynthesis and less oxygen production. In addition, oxygen is needed for the decomposition of dead algae. Both effects cause a decreased oxygen concentration in the water, which can eventually lead to fish dying and to anaerobic decomposition (decomposition without the presence of oxygen). Hydrogen sulphide and methane are thereby produced. This can lead, among others, to the destruction of the eco-system.

On eutrophicated soils, an increased susceptibility of plants to diseases and pests is often observed, as is a degradation of plant stability. If the nutrification level exceeds the amounts of nitrogen necessary for a maximum harvest, it can lead to an enrichment of nitrate. This can cause, by means of leaching, increased nitrate content in groundwater. Nitrate also ends up in drinking water.

Nitrate at low levels is harmless from a toxicological point of view. However, nitrite, a reaction product of nitrate, is toxic to humans. The causes of eutrophication are displayed in Figure A3. The eutrophication potential is calculated in phosphate equivalents (PO<sub>4</sub>-Eq). As with acidification potential, it's important to remember that the effects of eutrophication potential differ regionally.

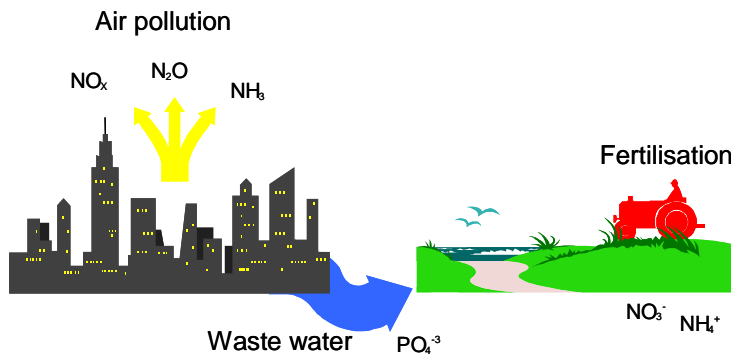


Figure A3: Eutrophication Potential (KREISSIG 1999)

## Photochemical Ozone Creation Potential (POCP)

Despite playing a protective role in the stratosphere, at ground-level ozone is classified as a damaging trace gas. Photochemical ozone production in the troposphere, also known as summer smog, is suspected to damage vegetation and material. High concentrations of ozone are toxic to humans.

Radiation from the sun and the presence of nitrogen oxides and hydrocarbons incur complex chemical reactions, producing aggressive reaction products, one of which is ozone. Nitrogen oxides alone do not cause high ozone concentration levels. Hydrocarbon emissions occur from incomplete combustion, in conjunction with petrol (storage, turnover, refueling etc.) or from solvents. High concentrations of ozone arise when the temperature is high, humidity is low, when air is relatively static and when there are high concentrations of hydrocarbons. Today it is assumed that the existence of NO and CO reduces the accumulated ozone to NO<sub>2</sub>, CO<sub>2</sub> and O<sub>2</sub>. This means, that high concentrations of ozone do not often occur near hydrocarbon emission sources. Higher ozone concentrations more commonly arise in areas of clean air, such as forests, where there is less NO and CO (*Figure A4*).

In Life Cycle Assessments, photochemical ozone creation potential (POCP) is referred to in ethylene-equivalents (C<sub>2</sub>H<sub>4</sub>-Äq.). When analyzing, it's important to remember that the actual ozone concentration is strongly influenced by the weather and by the characteristics of the local conditions.

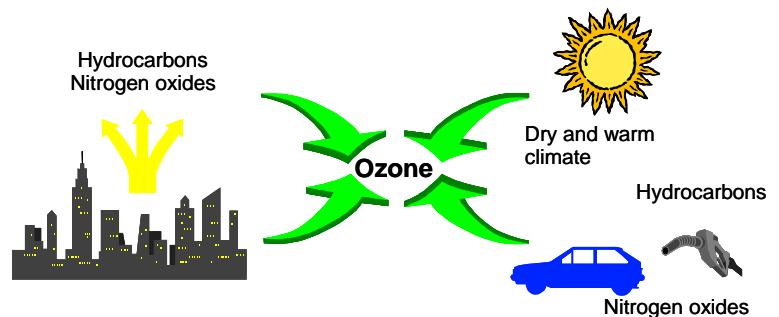


Figure A4: Photochemical Ozone Creation Potential

## Ozone Depletion Potential (ODP)

Ozone is created in the stratosphere by the disassociation of oxygen atoms that are exposed to short-wave UV-light. This leads to the formation of the so-called ozone layer in the stratosphere (15 - 50 km high). About 10 % of this ozone reaches the troposphere through mixing processes. In spite of its minimal concentration, the ozone layer is essential for life on earth. Ozone absorbs the short-wave UV-radiation and releases it in longer wavelengths. As a result, only a small part of the UV-radiation reaches the earth.

Anthropogenic emissions deplete ozone. This is well-known from reports on the hole in the ozone layer. The hole is currently confined to the region above Antarctica, however another ozone depletion can be identified, albeit not to the same extent, over the mid-latitudes (e.g. Europe). The substances which have a depleting effect on the ozone can essentially be divided into two groups; the fluorine-chlorine-hydrocarbons (CFCs) and the nitrogen oxides (NOX). *Figure A5* depicts the procedure of ozone depletion.

One effect of ozone depletion is the warming of the earth's surface. The sensitivity of humans, animals and plants to UV-B and UV-A radiation is of particular importance. Possible effects are changes in growth or a decrease in harvest crops (disruption of photosynthesis), indications of tumors (skin cancer and eye diseases) and decrease of sea plankton, which would strongly affect the food chain. In calculating the ozone depletion potential, the anthropogenically released halogenated hydrocarbons, which can destroy many ozone molecules, are recorded first. The so-called

# ENVIRONMENTAL PRODUCT DECLARATION



FLOORING SYSTEMS

Luxury Vinyl Tile – Allura 0.7 & 0.55  
Resilient Heterogeneous Vinyl Floor Covering

According to ISO 14025 and EN 15804

Ozone Depletion Potential (ODP) results from the calculation of the potential of different ozone relevant substances.

This is done by calculating, first of all, a scenario for a fixed quantity of emissions of a CFC reference (CFC 11). This results in an equilibrium state of total ozone reduction. The same scenario is considered for each substance under study whereby CFC 11 is replaced by the quantity of the substance. This leads to the ozone depletion potential for each respective substance, which is given in CFC 11 equivalents. An evaluation of the ozone depletion potential should take the long term, global and partly irreversible effects into consideration.

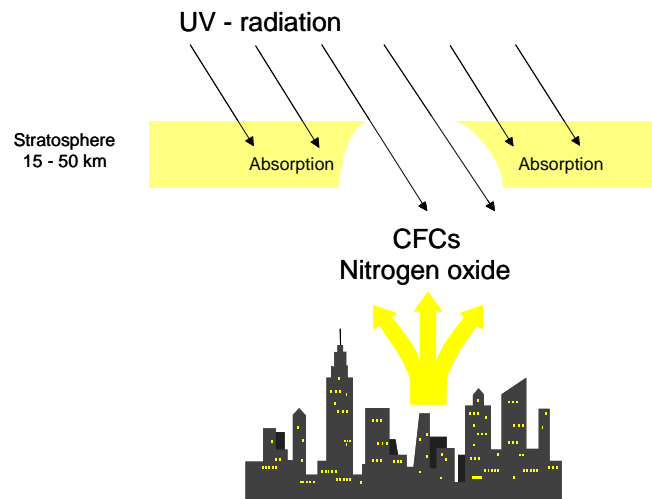


Figure A5:

Ozone Depletion Potential (KREISSIG 1999)

# ENVIRONMENTAL PRODUCT DECLARATION



FLOORING SYSTEMS

Luxury Vinyl Tile – Allura 0.7 & 0.55  
Resilient Heterogeneous Vinyl Floor Covering

According to ISO 14025 and EN 15804

## References

GABi 6 2012	PE INTERNATIONAL AG; GaBi 6: Software-System and Database for Life Cycle Engineering. Copyright, TM. Stuttgart, Echterdingen, 1992-2017.
GABi 6 2012D	GaBi 6: Documentation of GaBi 6: Software-System and Database for Life Cycle Engineering. Copyright, TM. Stuttgart, Echterdingen, 1992-2017. <a href="http://documentation.gabi-software.com/">http://documentation.gabi-software.com/</a>
UL ENVIRONMENT	UL Environment's Program Operator Rules
PE 2012 ILCD Handbook: General guide for Life Cycle Assessment - Detailed guidance	Description of Selected Impact Categories, PE International AG, 2012 European Commission-Joint Research Centre - Institute for Environment and Sustainability: International Reference Life Cycle Data System (ILCD) Handbook- Recommendations for Life Cycle Impact Assessment in the European context. First edition November 2011. EUR 24571 EN. Luxemburg. Publications Office of the European Union; 2011
<b>STANDARDS AND LAWS</b>	
DIN EN ISO 14044	Environmental management - Life cycle assessment - Requirements and guidelines (ISO 14044:2006); German and English version EN ISO 14044
ISO 14025 2006	DIN EN ISO 14025: Environmental labels and declarations — Type III environmental declarations — Principles and procedures
ISO 14040 2006	Environmental management - Life cycle assessment - Principles and framework (ISO 14040); German and English version EN ISO 14040
CEN/TR 15941	Sustainability of construction works - Environmental product declarations - Methodology for selection and use of generic data; German version CEN/TR 15941
EN 16810	Resilient, textile and laminate floor coverings - Environmental product declarations - Product category rules
EN 15804	EN 15804: Sustainability of construction works — Environmental Product Declarations — Core rules for the product category of construction products
CPR	REGULATION (EU) No 305/2011 OF THE EUROPEAN PARLIAMENT AND OF THE COUNCIL of 9 March 2011 laying down harmonized conditions for the marketing of construction products and repealing Council Directive 89/106/EEC
EN-ISO 10874 EN-ISO 10582	Resilient, textile and laminate floor coverings – Classification Resilient floor coverings – Heterogeneous poly(vinyl chloride) floor coverings - Specification

